



SANTA CLARA VALLEY WATER DISTRICT

NON-AGENDA

August 6, 2021

Board Policy EL-7 Communication and Support to the Board
The BAOs shall inform and support the Board in its work.

Page	<u>CEO BULLETIN & NEWSLETTERS</u>
3	CEO Bulletin: Weeks of July 23 – August 05, 2021
6	August 2021 Water Tracker
	<u>BOARD MEMBER REQUESTS & INFORMATIONAL ITEMS</u>
	BMR/IBMR Weekly Reports: None.
9	Memo from Darin Taylor, CFO, to the Board of Directors, dated 7/23/21, regarding Monthly and Quarterly Report of Investments as of June 30, 2021.
39	Memo from Don Rocha, DOA, Government Relations, to Rachael Gibson, CEO, dated 7/30/21, regarding Congratulation Letters for Governor Newsom Appointees.
48	Memo from Darin Taylor, CFO, to the Board of Directors, dated 7/28/21, regarding Response to Informational Board Member Request # 21-0005 Regarding Reimbursements to Directors for the Past Four Years.
	<u>INCOMING BOARD CORRESPONDENCE</u>
54	Board Correspondence Weekly Report: 08/05/21
55	Email from Director LeZotte, to Vice Chair Kremen, dated 7/28/21, regarding Questions from Mayor Liz Gibbons, City of Campbell (C-21-0110).
56	Email from Gloria Ballard, to Director Varela, dated 7/29/21, regarding Creek Water Usage (C-21-0111).
57	Email from Winter Dellenbach, to Vice Chair Kremen, dated 7/29/21, regarding Matadero Bridge (C-21-0112).
58	Email from Kimberly Sargent, to the Board of Directors, dated 7/30/21, regarding Support to Expand the use of Recycled and Purified Water (C-21-0113).
	<u>OUTGOING BOARD CORRESPONDENCE</u>
60	Email from Director Keegan, to David Gomez, dated 7/28/21, regarding Water Restrictions (C-21-0101).
62	Email from Chair Estremera and Director Keegan, to Terry Christensen, dated 8/2/21, Regarding the Trash and Makeshift Bridge located along Coyote Creek Upstream of the Williams Street Bridge (C-21-0107).
67	Email from Vice Chair Kremen, to Mayor, Liz Gibbons, City of Campbell, dated 8/2/21, regarding Valley Water Info on Plan Bay Area 2050 (C-21-0110).

Subject: Monthly and Quarterly Report of Investments as of June 30, 2021



MEMORANDUM

FC 14 (02-08-19)

TO: Board of Directors

FROM: Darin Taylor,
Chief Financial Officer

SUBJECT: Monthly and Quarterly Report of Investments
as of June 30, 2021

DATE: July 23, 2021

SUMMARY:

In accordance with Santa Clara Valley Water District ("Valley Water") Investment Policy and California Government Code sections 53607 and 53646, the Treasurer's Monthly and Quarterly Report of Investments as of June 30, 2021 is attached. This report complies with Executive Limitation-4 Financial Management.

RATIONALE:

California Government Code section 53607 requires the Treasurer of the local agency who has been delegated with the authority to invest funds to provide a monthly report of the investment transactions to the legislative body. Furthermore, Government Code Section 53646 recommends that the Treasurer submit a quarterly report to the legislative body of the local agency to assist with its fiscal oversight role. The quarterly report shall include the types of investment, issuer, date of maturity, par, market value and dollar amount for all securities, investments and moneys held by the local agency. The report shall also confirm compliance of the portfolio with the investment policy as well as a statement denoting the agency's ability to meet its expenditure requirements for the next six months. This report is provided to the Board in compliance with Board Investment Policy and Government Code sections 53607 and 53646.

STAFF ANALYSIS:

Interest Rates

The yield-to-maturity of the investment portfolio as of June 30, 2021, was 0.94%. This represents a decrease of 0.20% compared to the yield of 1.14% for March 31, 2021. The primary driver for the decrease is due to a continued strategy to hold more cash in response to the ongoing COVID19 pandemic and the overall decline in interest rates related to the global economic downturn.

Table 1 below summarizes the historical yield-to-maturity of the investment portfolio.

Table 1 - Portfolio Yield-to-Maturity (365 days equivalent)				
Fiscal Year	September Q1	December Q2	March Q3	June Q4
2020	2.15%	2.09%	2.02%	1.46%
2021	1.41%	1.24%	1.14%	0.94%

Subject: Monthly and Quarterly Report of Investments as of June 30, 2021

Investment Strategy

In accordance with the strategy recommended by the Investment Committee and approved by the Board, staff continues to ladder the portfolio. When funds mature, if the money is not needed for current expenditures, they are reinvested in securities that have maturities of up to five years.

The average life of the portfolio on June 30, 2021 was 587 days (1.6 years), well within the 2.5-year average life threshold permitted by the Investment Policy. During the quarter, the Treasury Officer purchased 6 securities totaling \$19.9M and yield-to-maturity ranging from 0.55% to 1.01% and weighted average yield-to-maturity of 0.92%.

Valley Water's portfolio is invested with a primary goal of safety. To accomplish this goal, staff only invests in securities that are permitted by California Government Code and the Valley Water Investment Policy. These securities have high credit ratings and maturities of no more than 5 years. As of June 30, 2021, approximately 56% of the portfolio was held in US Government Treasury/Agency Notes and Municipal Bonds, 40% was held in liquid funds (Local Area Investment Fund/money market mutual fund, CD's) and 4% in supranational/corporate medium-term notes.

The low short-term interest rate environment is primarily driven by the continued low Federal Funds target rate. At the June 15-16, 2021 meeting, the Federal Open Market Committee (FOMC) stated: "All members agreed to keep the target range for the federal funds rate at 0 to ¼ percent, and they expected that it would be appropriate to maintain this target range until labor market conditions had reached levels consistent with the Committee's assessments of maximum employment and inflation had risen to 2 percent and was on track to moderately exceed 2 percent for some time." Additionally, "Members judged that the economic outlook had continued to improve and that the most negative effects of the pandemic on the economy most likely had occurred. As a result, they agreed to remove references in the FOMC statement that noted that the virus was "causing tremendous human and economic hardship" and that "the ongoing public health crisis continues to weigh on the economy." Instead, they agreed to say that progress on vaccinations had reduced the spread of COVID-19 and would likely continue to reduce the negative economic effects of the public health crisis."¹

Staff recommends continuing the strategy of investing in short-term, liquid instruments such as money market mutual funds, Local Area Investment Fund (LAIF), high grade corporate medium-term notes and short-term U.S. government treasury and agency securities until financial markets show clear and continued signs of stabilization and improvement. While this strategy has the effect of achieving a lower investment yield compared to a longer-term investment strategy, safety and liquidity of the investment portfolio will be maintained. Staff will look for value within the five-year horizon and will match maturities with cash flow requirements as opportunities arise.

¹ <https://www.federalreserve.gov/newsevents/pressreleases/monetary20210707a.htm>

Subject: Monthly and Quarterly Report of Investments as of June 30, 2021

Interest Income

For the quarter ended June 30, 2021, Valley Water received total interest earnings of \$1.89 million. Total interest earned for Fiscal Year 2020-21 was \$8.5 million. Table 2 below illustrates the historical interest earnings of the investment portfolio.

Table 2 – Portfolio Quarterly Interest Earnings		
Fiscal Year	Quarter Ending:	Earnings*
2019-20	September	\$3,668,081
	December	3,505,816
	March	3,332,264
	June	2,636,279
	Total	\$13,142,440
2020-21	September	\$2,413,293
	December	\$2,104,823
	March	\$2,060,745
	June	\$1,894,339
	Total	\$8,473,200

** Earnings include interest earned plus accrued interest and adjustments for premiums/discounts for the period.*

Performance Measurement

Valley Water benchmarks its portfolio performance against the 24-month floating average of the 2-year Treasury note. This benchmark approximates relatively closely to the holdings of Valley Water. However, there is no benchmark that will exactly mimic the Valley Water's mix of investments.

For the quarter ended June 30, 2021, the investment portfolio yield-to-maturity was 0.94% while the benchmark yield was 0.65% for a slightly positive difference of 0.30%. Yields on the 2-year Treasury note reflect the gradually lowering interest rate in the short end of the yield curve. Valley Water's yields are modest compared to the benchmark because of the strategy to hold more cash as well as the overall lower interest rate environment experienced in the last quarter due to the ongoing COVID19 pandemic.

As a result of low interest rates in the current market environment, the redemption of higher-yielding callable securities and the continued maturities of securities bought in better economic times, the yield on the investment portfolio is expected to remain modest over the next few quarters but may gradually increase over time as the U.S. economy improves and global uncertainties wane. The introduction of COVID19 vaccines and the deployment to the population has begun to ease some uncertainties. The portfolio will continue to be invested according to the tenets of safety, liquidity and yield in conformance with the California Government Code and Valley Water Investment Policy.

Subject: Monthly and Quarterly Report of Investments as of June 30, 2021

Summary of Cumulative Changes in the Investment Portfolio

The book value of the portfolio was approximately \$766.4 million on June 30, 2021 compared, \$727.3 million on March 31, 2021 an increase of \$39.1 million or 5.4%. This increase reflects the normal fluctuations of the investment portfolio due to receipt of expected revenues. (e.g. property taxes, water utility revenues, etc.) which are offset by planned expenditures for debt service, operating and capital projects incurred during the quarter. The historical quarterly changes in book value are summarized in Table 3 below.

Table 3 – Portfolio Book Value				
Fiscal Year	Quarter Ending:	Book Value	\$ Change	% Change
2019-20	September	\$626,255,919	(\$31,314,670)	-4.8%
	December	\$619,009,295	(\$7,246,624)	-1.2%
	March	\$604,439,911	(\$14,569,384)	-2.4%
	June	\$699,817,772	\$95,377,861	15.8%
2020-21	September	\$660,781,931	(\$39,035,840)	-5.6%
	December	\$696,674,989	\$35,893,058	5.4%
	March	\$727,269,951	\$30,594,962	4.4%
	June	\$766,363,500	39,093,500	5.4%

Portfolio Market Valuation

In accordance with California Government Code, all public agencies must report unrealized gains and losses in their investment portfolios on a quarterly basis. Table 4 below shows the market value of Valley Water's investments as reported by ICE Data Pricing & Reference Data, LLC on June 30, 2021 compared to the amortized book value.

Table 4 – Portfolio Market Value	
Market Value	\$771,363,092
Amortized Book Value	\$766,363,500
Unrealized Gain (Loss)	\$4,999,562

If the entire portfolio had been liquidated on June 30, 2021, Valley Water would have received \$4,999,562 more than the total amortized cost of the portfolio. This is the result of a direct relationship between changes in market interest rates and the value of investment securities. As general market interest rates increase, the value of investments purchased at lower yields decrease, and as general market interest rates decrease, the value of investments purchased at higher yields increase.

Valley Water's Investment Policy dictates a buy-and-hold strategy in which Valley Water holds all securities to their maturity under normal operating conditions. When an investment matures, Valley Water is paid the full-face value of that security and therefore incurs no loss or gain. Since the portfolio was not liquidated, the "gain" was unrealized and had no impact on the portfolio size or yield.

Collateralization of Outstanding Repurchase Agreements

As of June 30, 2021, Valley Water had no outstanding repurchase agreements.

Subject: Monthly and Quarterly Report of Investments as of June 30, 2021

Debt Information

The Investment Policy and governmental regulations require that Valley Water report on the investment of bond proceeds. Investment of bond proceeds is governed by the legal bond documents and applicable governmental regulations. In particular, these funds can be invested for longer periods to match the terms of the outstanding bonds.

Investment of Debt Proceeds

Table 5 below summarizes the debt proceeds investment information as of June 30, 2021. The investments of the debt proceeds are in accordance with the provisions for Permitted Investments as specified in each corresponding Indenture/Trust Agreement.

Table 5 – Debt Proceeds Market Value			
Description	Market Value 6/30/2021	Yield at market	Maturity Date
Series 2012A Reserve Fund	\$5,431,038	1.875%	09/30/2022
Series 2020C Project Fund	\$30,730,192	0.33%*	N/A
Series 2020D Project Fund	\$37,245,284	0.33%*	N/A

*Yield at market for Series 2020C/D represents LAIF yield as of June 30, 2021

Compliance with State Law and Valley Water Policy

For the quarter ended June 30, 2021, all investments were in compliance with the Investment Policy and Board Executive Limitation 7.6.

Valley Water holds several Certificates of Deposit (“CD”) issued by various banks and credit unions. The CD account balances are generally maintained at or below the federal insurance maximum of \$250,000 per CD, with the exception of the following CDs which are separately insured by Letters of Credit from the Federal Home Loan Bank of San Francisco with a minimum of 105% insurance value for account balances in excess of the \$250,000 federal insurance limit: Community Bank of the Bay, Meriwest Credit Union, and Technology Credit Union.

On October 13, 2020, the Board authorized placing a deposit of up to \$14 million in a Certificate of Deposit Account Registry Service (CDARS) account with the Bank of San Francisco as part of the transaction related to the establishment of a \$170 million syndicated bank line of credit. The Bank of San Francisco CDAR account in the amount of \$14 million was established on October 29, 2020, and all account balances held in the CDAR is insured by the Federal Deposit Insurance Corporation.

The investment portfolio has been structured to ensure that sufficient monies will be available to cover anticipated expenditures in the coming six months.

Socially Responsible Investments

In a unanimous vote on December 12, 2017, the board voted to amend the investment policy to promote socially responsible investment (SRI) practices, and adopted a set of moral, ethical, environmental, social and governance guiding principles (ESG) to lead investment decisions. The board approved prioritizing local investment possibilities with California based banks and banks with less than \$10 billion in assets, to keep funds in the local economy and promote local job growth. On August 11, 2020, the board enhanced the ESG policy to keep a minimum of 4% of liquid cash in banks with up to \$10 billion in assets and 1% in banks with up to \$2 billion in assets to promote Valley Water’s investments in local community banks

Subject: Monthly and Quarterly Report of Investments as of June 30, 2021

Total CDs and deposits placed with local banks and credit union is \$41 million for the period ended June 30, 2021. This represents approximately 5% of the overall Valley Water portfolio's book value. The change in Valley Water's investment in CDs and collateralized deposits is summarized in Table 6 below. The slight increase in book value is due to interest earning for the period.

Table 6 – Certificate of Deposit (CDs) & Money Market Deposit Summary				
Description	Book Value 03/31/2021	Book Value 06/30/2021	Increase/ (Decrease)	% Change
CDs and Collateralized Business Deposit Accounts	\$40,931,408	\$41,004,342	\$72,933	0.18%

DocuSigned by:

David Thomas

7/28/2021

58AA7751C12A46D

Prepared by: W. David Thomas
Treasury Management Analyst II

DocuSigned by:

Charlene Sun

7/28/2021

A458F911D52F4B5...

Reviewed by: Charlene Sun
Treasury, Debt and Grants Officer

Attachments:

- 1: Portfolio Management reports
- 2: Portfolio Composition Pie Chart
- 3: Yield Comparison Graph




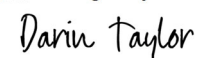
Santa Clara Valley Water Dist.
Portfolio Management
Portfolio Summary
June 30, 2021

SANTA CLARA VALLEY WATER
 5750 Almaden Expressway
 San Jose, San Jose, Ca 951
 (408)265-2607

Investments	Par Value	Market Value	Book Value	% of Portfolio	YTM 365 Equiv.	Term	Days to Maturity
Treasury Securities - Coupon	27,000,000.00	26,997,189.00	26,974,903.08	3.52	0.942	1,353	974
Federal Agency Issues - Coupon	338,957,000.00	343,527,201.45	340,493,086.93	44.43	1.272	1,509	1,011
Negotiable CD's - Interest Bearing	480,000.00	493,965.60	480,000.00	0.06	2.173	1,645	874
LAIF	74,198,924.00	74,198,924.00	74,198,924.00	9.68	0.440	1	1
Medium Term Notes	15,003,000.00	15,291,202.95	14,903,826.05	1.94	2.477	1,495	609
Money Market Account	33,579,472.13	33,579,472.13	33,579,472.13	4.38	0.030	1	1
TimeCD_Deposit Account	194,987,618.53	194,987,618.53	194,987,618.53	25.44	0.194	1	1
Supranational	15,000,000.00	15,242,718.01	15,153,660.03	1.98	1.011	1,662	1,399
Municipal Bonds	65,445,000.00	67,044,769.90	65,592,009.10	8.56	2.103	1,471	732
Investments	764,651,014.66	771,363,061.57	766,363,499.85	100.00%	0.941	908	587

Total Earnings	June 30 Month Ending	Fiscal Year To Date	Fiscal Year Ending
Current Year	612,479.45	8,473,200.28	8,473,200.28
Average Daily Balance	728,808,653.89	692,588,062.91	
Effective Rate of Return	1.02%	1.22%	

Current market pricing is updated at the end of each month from data provided by Interactive Data, a securities pricing service.

DocuSigned by:	
	7/28/2021
Charlene Sun	Date
Treasury/Debt Officer	
DocuSigned by:	
	7/28/2021
Darin Taylor, Chief Financial Officer	

Reporting period 06/01/2021-06/30/2021

Run Date: 07/07/2021 - 10:27



Santa Clara Valley Water Dist.
Purchases Report
Sorted by Fund - Fund
April 1, 2021 - June 30, 2021

SANTA CLARA VALLEY WATER
 5750 Almaden Expressway
 San Jose, San Jose, Ca 951
 (408)265-2607

CUSIP	Investment #	Fund	Sec. Type	Issuer	Original Par Value	Purchase Date	Payment	Principal Purchase	Accrued at Purchase	Rate at Purchas	Maturity Date	YTM	Ending Book Value
Treasury Management Fund													
3130AM2K7	5513	82	FAC	FHLB	10,000,000.00	04/28/2021	10/28 - 04/28	10,000,000.00		0.500	04/28/2026	1.097	10,000,000.00
3133EMYV8	5514	82	FAC	FFCB	5,000,000.00	05/11/2021	11/11 - 05/11	5,002,950.00		0.820	05/11/2026	0.808	5,002,868.06
4581X0DL9	5517	82	MC2	IABD	2,000,000.00	05/20/2021	10/03 - 04/03	2,020,660.00	2,284.72	0.875	04/03/2025	0.604	2,022,336.64
459058JL8	5518	82	MC2	IBRD	2,000,000.00	05/24/2021	10/28 - 04/28	1,978,300.00	722.22	0.500	10/28/2025	0.750	1,979,525.92
357172B79	5515	82	MUN	FUHSD	100,000.00	05/26/2021	08/01 - 02/01	100,000.00		0.845	08/01/2025	0.845	100,000.00
357172B61	5516	82	MUN	FUHSD	750,000.00	05/26/2021	08/01 - 02/01	750,000.00		0.553	08/01/2024	0.553	750,000.00
Subtotal					19,850,000.00			19,851,910.00	3,006.94				19,854,730.62
Total Purchases					19,850,000.00			19,851,910.00	3,006.94				19,854,730.62

Santa Clara Valley Water Dist.
Portfolio Management
Portfolio Details - Investments
June 30, 2021

Page 1

CUSIP	Investment #	Issuer	Average Balance	Purchase Date	Par Value	Market Value	Book Value	Stated Rate	YTM 365	Term	Days to Maturity	Maturity Date
Treasury Securities - Coupon												
912828VB3	5384	US Treasury Bill		06/18/2019	3,000,000.00	3,084,843.00	2,996,166.20	1.750	1.821	1,427	683	05/15/2023
9128286U9	5404	US Treasury Bill		09/27/2019	3,000,000.00	3,053,202.00	3,013,262.07	2.125	1.604	961	318	05/15/2022
9128286U9	5405	US Treasury Bill		09/27/2019	3,000,000.00	3,053,202.00	3,012,728.40	2.125	1.625	961	318	05/15/2022
9128286U9	5430	US Treasury Bill		12/12/2019	3,000,000.00	3,053,202.00	3,012,085.01	2.125	1.651	885	318	05/15/2022
912828ZT0	5496	US Treasury Bill		01/12/2021	5,000,000.00	4,917,580.00	4,968,579.10	0.250	0.412	1,600	1,430	05/31/2025
912828ZT0	5499	US Treasury Bill		01/27/2021	5,000,000.00	4,917,580.00	4,985,474.45	0.250	0.325	1,585	1,430	05/31/2025
912828ZT0	5500	US Treasury Bill		01/27/2021	5,000,000.00	4,917,580.00	4,986,607.85	0.250	0.319	1,585	1,430	05/31/2025
Subtotal and Average			26,975,956.15		27,000,000.00	26,997,189.00	26,974,903.08		0.942	1,353	974	
Federal Agency Issues - Coupon												
3133EG5D3	5086	Federal Farm Credit Bank		01/27/2017	3,000,000.00	3,033,734.88	3,000,000.00	2.030	2.030	1,826	210	01/27/2022
3133EJTB5	5249	Federal Farm Credit Bank		06/29/2018	4,500,000.00	4,598,994.33	4,501,851.07	2.800	2.748	1,398	300	04/27/2022
3133EJP60	5318	Federal Farm Credit Bank		01/23/2019	3,000,000.00	3,151,650.33	3,016,943.76	3.000	2.672	1,560	670	05/02/2023
3133ED2B7	5333	Federal Farm Credit Bank		02/01/2019	1,000,000.00	1,072,502.02	1,021,779.09	3.610	2.560	1,690	809	09/18/2023
3133EKAK2	5339	Federal Farm Credit Bank		02/14/2019	3,000,000.00	3,045,675.90	2,999,578.78	2.530	2.554	1,096	228	02/14/2022
3133EKBV7	5348	Federal Farm Credit Bank		03/01/2019	3,000,000.00	3,049,404.99	3,000,536.09	2.550	2.522	1,096	243	03/01/2022
3133EKLA2	5372	Federal Farm Credit Bank		05/15/2019	3,000,000.00	3,114,901.17	3,005,187.69	2.300	2.203	1,461	683	05/15/2023
3133EKLA2	5375	Federal Farm Credit Bank		05/24/2019	1,805,000.00	1,874,132.20	1,810,154.48	2.300	2.140	1,452	683	05/15/2023
3133EKQP4	5377	Federal Farm Credit Bank		06/12/2019	5,000,000.00	5,124,664.85	4,997,835.37	1.875	1.906	1,279	529	12/12/2022
3133EKP65	5380	Federal Farm Credit Bank		06/10/2019	3,000,000.00	3,117,796.23	3,013,880.66	2.125	1.903	1,548	796	09/05/2023
3133EDBU5	5381	Federal Farm Credit Bank		06/10/2019	3,000,000.00	3,231,395.88	3,114,012.42	3.500	1.887	1,654	902	12/20/2023
3133EHN25	5382	Federal Farm Credit Bank		06/18/2019	3,000,000.00	3,129,402.51	3,019,384.62	2.200	1.910	1,597	853	11/01/2023
3133EKKU9	5383	Federal Farm Credit Bank		06/18/2019	3,000,000.00	3,137,252.31	3,027,018.23	2.300	1.899	1,604	860	11/08/2023
3133ECPM0	5385	Federal Farm Credit Bank		06/20/2019	4,596,000.00	4,757,014.98	4,621,707.64	2.125	1.814	1,425	683	05/15/2023
3133ECGU2	5386	Federal Farm Credit Bank		06/20/2019	5,000,000.00	5,160,010.45	5,026,420.74	2.120	1.791	1,350	608	03/01/2023
3133EKS97	5387	Federal Farm Credit Bank		06/26/2019	3,000,000.00	3,088,618.29	2,997,482.60	1.770	1.814	1,461	725	06/26/2023
3133EKTG1	5392	Federal Farm Credit Bank		07/01/2019	3,000,000.00	3,049,274.07	2,999,120.00	1.750	1.780	1,096	365	07/01/2022
3133EJWA3	5403	Federal Farm Credit Bank		09/27/2019	1,000,000.00	1,043,175.69	1,019,725.94	2.900	1.616	1,225	582	02/03/2023
3133ECHP2	5406	Federal Farm Credit Bank		09/27/2019	3,000,000.00	3,038,196.96	3,005,209.28	1.900	1.644	896	253	03/11/2022
3133EKPT7	5425	Federal Farm Credit Bank		11/22/2019	2,175,000.00	2,252,827.18	2,195,905.28	2.125	1.610	1,291	704	06/05/2023
3133ECPU2	5426	Federal Farm Credit Bank		12/11/2019	1,000,000.00	1,016,416.47	1,002,849.77	2.000	1.667	888	320	05/17/2022
3133ELEL4	5432	Federal Farm Credit Bank		12/19/2019	5,000,000.00	5,134,834.00	5,000,000.00	1.690	1.690	1,245	685	05/17/2023
3133ELNE0	5440	Federal Farm Credit Bank		02/27/2020	5,000,000.00	5,134,693.15	5,027,523.44	1.430	1.214	1,448	958	02/14/2024
3133ELQD9	5442	Federal Farm Credit Bank		03/04/2020	5,000,000.00	5,110,205.55	5,002,474.37	1.230	1.211	1,461	977	03/04/2024
3133ELQD9	5443	Federal Farm Credit Bank		03/04/2020	3,000,000.00	3,066,123.33	3,004,690.68	1.230	1.170	1,461	977	03/04/2024
3133ELQD9	5459	Federal Farm Credit Bank		08/06/2020	5,000,000.00	5,110,205.55	5,128,348.91	1.230	0.265	1,306	977	03/04/2024
3133EL3P7	5460	Federal Farm Credit Bank		08/12/2020	5,000,000.00	4,940,426.50	5,000,000.00	0.530	0.530	1,826	1,503	08/12/2025
3133ELQD9	5462	Federal Farm Credit Bank		08/07/2020	5,000,000.00	5,110,205.55	5,128,774.13	1.230	0.262	1,305	977	03/04/2024

Portfolio SCVW
AC
PM (PRF_PM2) 7.3.0

Report Ver. 7.3.6.1

Santa Clara Valley Water Dist.
Portfolio Management
Portfolio Details - Investments
June 30, 2021

Page 2

CUSIP	Investment #	Issuer	Average Balance	Purchase Date	Par Value	Market Value	Book Value	Stated Rate	YTM 365	Term	Days to Maturity	Maturity Date
Federal Agency Issues - Coupon												
3133EMJS2	5489	Federal Farm Credit Bank		12/09/2020	5,000,000.00	4,969,698.20	5,000,000.00	0.440	0.440	1,461	1,257	12/09/2024
3133EMSU7	5510	Federal Farm Credit Bank		03/09/2021	5,000,000.00	4,970,106.85	5,000,000.00	0.800	0.800	1,826	1,712	03/09/2026
3133EMYV8	5514	Federal Farm Credit Bank		05/11/2021	5,000,000.00	4,990,659.25	5,002,868.06	0.820	0.808	1,826	1,775	05/11/2026
3130A1B80	5237	Federal Home Loan Bank		06/19/2018	4,620,000.00	4,700,324.11	4,614,560.66	2.625	2.804	1,361	253	03/11/2022
313378CR0	5241	Federal Home Loan Bank		06/21/2018	5,000,000.00	5,075,402.65	4,982,322.76	2.250	2.789	1,359	253	03/11/2022
313378CR0	5243	Federal Home Loan Bank		06/21/2018	5,000,000.00	5,075,402.65	4,982,629.66	2.250	2.780	1,359	253	03/11/2022
3133XPKG8	5244	Federal Home Loan Bank		06/21/2018	5,000,000.00	5,380,821.40	5,149,472.04	4.750	2.848	1,723	617	03/10/2023
3130AFE78	5319	Federal Home Loan Bank		01/23/2019	3,000,000.00	3,121,084.17	3,012,211.59	3.000	2.699	1,416	526	12/09/2022
3130AFE78	5332	Federal Home Loan Bank		01/28/2019	3,000,000.00	3,121,084.17	3,012,814.08	3.000	2.684	1,411	526	12/09/2022
313383YJ4	5334	Federal Home Loan Bank		02/01/2019	2,000,000.00	2,131,579.04	2,033,395.97	3.375	2.560	1,680	799	09/08/2023
3130AFE78	5336	Federal Home Loan Bank		02/04/2019	3,000,000.00	3,121,084.17	3,016,897.65	3.000	2.585	1,404	526	12/09/2022
3130A3VC5	5374	Federal Home Loan Bank		05/24/2019	3,000,000.00	3,136,685.31	3,007,614.44	2.250	2.140	1,659	890	12/08/2023
3133834G3	5378	Federal Home Loan Bank		06/06/2019	3,000,000.00	3,100,586.55	3,010,172.52	2.125	1.942	1,464	708	06/09/2023
3130AAHE1	5390	Federal Home Loan Bank		06/24/2019	5,000,000.00	5,266,032.50	5,072,691.49	2.500	1.875	1,628	890	12/08/2023
3130AHJY0	5418	Federal Home Loan Bank		11/08/2019	3,000,000.00	3,018,573.69	2,999,031.55	1.625	1.711	742	141	11/19/2021
313378JP7	5421	Federal Home Loan Bank		11/21/2019	3,000,000.00	3,013,251.93	3,004,455.76	2.375	1.585	659	71	09/10/2021
3133834G3	5423	Federal Home Loan Bank		11/22/2019	3,000,000.00	3,100,586.55	3,029,188.10	2.125	1.607	1,295	708	06/09/2023
3133834G3	5424	Federal Home Loan Bank		11/22/2019	3,240,000.00	3,348,633.47	3,271,253.96	2.125	1.611	1,295	708	06/09/2023
3133834G3	5427	Federal Home Loan Bank		12/11/2019	1,000,000.00	1,033,528.85	1,008,400.41	2.125	1.677	1,276	708	06/09/2023
3130A3GE8	5466	Federal Home Loan Bank		08/26/2020	5,000,000.00	5,369,539.50	5,403,268.65	2.750	0.390	1,570	1,261	12/13/2024
3130AL2G8	5504	Federal Home Loan Bank		02/18/2021	10,000,000.00	9,897,862.30	10,000,000.00	0.600	0.600	1,826	1,693	02/18/2026
3130ALKL7	5507	Federal Home Loan Bank		03/25/2021	5,000,000.00	4,984,893.85	5,000,000.00	0.850	0.850	1,826	1,728	03/25/2026
3130ALKL7	5508	Federal Home Loan Bank		03/25/2021	5,000,000.00	4,984,893.85	5,000,000.00	0.850	0.850	1,826	1,728	03/25/2026
3130AM2K7	5513	Federal Home Loan Bank		04/28/2021	10,000,000.00	9,999,715.40	10,000,000.00	0.500	1.097	1,826	1,762	04/28/2026
3130A9V32	5062	Federal Home Loan Bank-CN		11/15/2016	5,000,000.00	5,035,595.40	5,000,000.00	2.000	1.715	1,826	137	11/15/2021
3130A7PH2	5444	Federal Home Loan Bank-CN		02/28/2020	3,000,000.00	3,116,043.84	3,054,518.79	1.875	1.180	1,470	981	03/08/2024
3134GBHM7	5422	Federal Home Loan Mortgage Cor		11/22/2019	2,000,000.00	2,041,213.60	2,016,251.25	2.625	1.613	887	300	04/27/2022
3134GWND4	5461	Federal Home Loan Mortgage Cor		08/12/2020	5,000,000.00	4,980,917.15	5,000,000.00	0.600	0.600	1,826	1,503	08/12/2025
3134GWMX1	5464	Federal Home Loan Mortgage Cor		08/24/2020	5,000,000.00	4,968,926.05	5,000,000.00	0.350	0.350	1,369	1,058	05/24/2024
3134GWUY0	5476	Federal Home Loan Mortgage Cor		10/19/2020	6,698,000.00	6,641,795.54	6,698,000.00	0.400	0.400	1,533	1,278	12/30/2024
3134GW3W4	5477	Federal Home Loan Mortgage Cor		10/28/2020	5,000,000.00	4,967,586.05	5,000,000.00	0.410	0.410	1,461	1,215	10/28/2024
3134GW5Q5	5478	Federal Home Loan Mortgage Cor		10/29/2020	5,000,000.00	4,929,934.00	5,000,000.00	0.450	0.450	1,553	1,308	01/29/2025
3134GXBM5	5485	Federal Home Loan Mortgage Cor		12/01/2020	5,000,000.00	4,978,811.25	5,000,000.00	0.600	0.600	1,807	1,595	11/12/2025
3134GXFX7	5486	Federal Home Loan Mortgage Cor		12/16/2020	5,000,000.00	4,969,690.85	5,000,000.00	0.375	0.375	1,370	1,173	09/16/2024
3134GXHK3	5490	Federal Home Loan Mortgage Cor		12/24/2020	5,000,000.00	4,924,633.85	5,000,000.00	0.410	0.410	1,551	1,362	03/24/2025
3134GXJB1	5492	Federal Home Loan Mortgage Cor		12/28/2020	5,000,000.00	4,924,152.40	5,000,000.00	0.420	0.447	1,551	1,366	03/28/2025
3137EAEX3	5479	Fed Home Loan Mort Corp-CN		10/21/2020	5,000,000.00	4,923,717.75	4,982,250.49	0.375	0.460	1,798	1,545	09/23/2025
3137EAEU9	5498	Fed Home Loan Mort Corp-CN		01/27/2021	6,900,000.00	6,805,475.87	6,898,558.76	0.375	0.382	1,636	1,481	07/21/2025

Portfolio SCVW

AC

PM (PRF_PM2) 7.3.0

Santa Clara Valley Water Dist.
Portfolio Management
Portfolio Details - Investments
June 30, 2021

Page 3

CUSIP	Investment #	Issuer	Average Balance	Purchase Date	Par Value	Market Value	Book Value	Stated Rate	YTM 365	Term	Days to Maturity	Maturity Date
Federal Agency Issues - Coupon												
3137EAEX3	5501	Fed Home Loan Mort Corp-CN		01/28/2021	1,000,000.00	984,743.55	998,945.96	0.375	0.400	1,699	1,545	09/23/2025
3135G0T45	5299	Fed Natl Mortgage Assoc		12/18/2018	3,000,000.00	3,041,057.79	2,981,371.69	1.875	2.733	1,204	278	04/05/2022
3135G0T45	5391	Fed Natl Mortgage Assoc		06/24/2019	5,000,000.00	5,068,429.65	5,002,535.58	1.875	1.806	1,016	278	04/05/2022
3135G0V34	5429	Fed Natl Mortgage Assoc		12/11/2019	5,000,000.00	5,273,069.15	5,099,745.45	2.500	1.700	1,517	949	02/05/2024
3136G4D26	5458	Fed Natl Mortgage Assoc		07/28/2020	5,000,000.00	4,999,523.20	5,000,000.00	0.400	0.400	1,095	757	07/28/2023
3136G4T52	5465	Fed Natl Mortgage Assoc		08/26/2020	4,050,000.00	3,993,592.05	4,050,000.00	0.520	0.520	1,644	1,335	02/25/2025
3135G04Z3	5488	Fed Natl Mortgage Assoc		12/09/2020	5,000,000.00	4,970,562.15	5,017,641.06	0.500	0.410	1,651	1,447	06/17/2025
3135GA2Z3	5491	Fed Natl Mortgage Assoc		12/10/2020	5,000,000.00	4,944,290.75	5,000,000.00	0.560	0.560	1,803	1,600	11/17/2025
3135G04Z3	5494	Fed Natl Mortgage Assoc		01/13/2021	5,000,000.00	4,970,562.15	5,003,909.42	0.500	0.480	1,616	1,447	06/17/2025
3135G05X7	5495	Fed Natl Mortgage Assoc		01/12/2021	5,000,000.00	4,927,877.75	4,979,472.10	0.375	0.475	1,686	1,516	08/25/2025
3135G06G3	5497	Fed Natl Mortgage Assoc		01/20/2021	4,900,000.00	4,846,730.68	4,908,308.78	0.500	0.461	1,752	1,590	11/07/2025
3135G04Z3	5502	Fed Natl Mortgage Assoc		02/04/2021	5,000,000.00	4,970,562.15	5,020,596.77	0.500	0.395	1,594	1,447	06/17/2025
3135G03U5	5506	Fed Natl Mortgage Assoc		02/26/2021	5,000,000.00	4,995,632.15	5,002,790.57	0.625	0.610	1,516	1,391	04/22/2025
3135G03U5	5511	Fed Natl Mortgage Assoc		03/05/2021	5,000,000.00	4,995,632.15	5,015,950.44	0.625	0.540	1,509	1,391	04/22/2025
3135G0U43	5341	FNMA Discount Notes		02/12/2019	3,000,000.00	3,170,595.36	3,020,307.13	2.875	2.546	1,673	803	09/12/2023
880591EN8	5344	Tennessee Valley Authority		02/28/2019	4,473,000.00	4,560,081.44	4,440,288.30	1.875	2.560	1,264	410	08/15/2022
Subtotal and Average			355,620,060.43		338,957,000.00	343,527,201.45	340,493,086.93		1.272	1,509	1,011	
Negotiable CD's - Interest Bearing												
33715LBT6	5260	First Tech Fed Credit Union		07/16/2018	240,000.00	247,932.24	240,000.00	3.250	3.253	1,463	382	07/18/2022
79772FAF3	5445	San Francisco FCU		03/27/2020	240,000.00	246,033.36	240,000.00	1.100	1.094	1,826	1,365	03/27/2025
Subtotal and Average			480,000.00		480,000.00	493,965.60	480,000.00		2.173	1,645	874	
LAIF												
SYS88-0237LAIF	88-0237LAIF	Local Agency Investment Fund			74,198,924.00	74,198,924.00	74,198,924.00	0.440	0.440	1	1	
Subtotal and Average			74,198,924.00		74,198,924.00	74,198,924.00	74,198,924.00		0.440	1	1	
Medium Term Notes												
037833DE7	5202	Apple Inc		05/03/2018	3,000,000.00	3,096,883.50	2,966,448.85	2.400	2.819	1,716	561	01/13/2023
037833DX5	5505	Apple Inc		02/23/2021	2,000,000.00	1,978,727.40	1,990,809.59	0.550	0.664	1,639	1,511	08/20/2025
478160CD4	5265	Johnson & Johnson		08/30/2018	3,000,000.00	3,036,636.42	2,987,825.27	2.250	2.889	1,281	245	03/03/2022
478160BT0	5350	Johnson & Johnson		03/05/2019	2,000,000.00	2,050,869.34	1,979,676.88	2.050	2.697	1,457	608	03/01/2023
594918BH6	5203	Microsoft Corp		05/03/2018	2,000,000.00	2,057,297.68	1,990,282.64	2.650	3.041	1,645	490	11/03/2022
742651DR0	5367	Private Export Funding Corp		04/08/2019	3,003,000.00	3,070,788.61	2,988,782.82	2.050	2.412	1,317	502	11/15/2022
Subtotal and Average			14,900,924.09		15,003,000.00	15,291,202.95	14,903,826.05		2.477	1,495	609	

Portfolio SCVW
AC
PM (PRF_PM2) 7.3.0

Santa Clara Valley Water Dist.
Portfolio Management
Portfolio Details - Investments
June 30, 2021

Page 4

CUSIP	Investment #	Issuer	Average Balance	Purchase Date	Par Value	Market Value	Book Value	Stated Rate	YTM 365	Term	Days to Maturity	Maturity Date
Money Market Account												
23380W523	4102	Daily Income US Gov MMF			33,579,472.13	33,579,472.13	33,579,472.13	0.030	0.030	1	1	
Subtotal and Average			49,822,312.78		33,579,472.13	33,579,472.13	33,579,472.13		0.030	1	1	
TimeCD_Deposit Account												
SYS5317	5317	Excite CU FKA Alliance CU			244,484.12	244,484.12	244,484.12	2.470	2.470	1	1	
SYS5311	5311	Bank of San Francisco			244,183.43	244,183.43	244,183.43	2.250	2.250	1	1	
SYS5481	5481	Bank of San Francisco		10/29/2020	14,042,258.12	14,042,258.12	14,042,258.12	0.449	0.449	1	1	
SYS5309	5309	Community Bank of the Bay			250,000.00	250,000.00	250,000.00	2.701	2.701	1	1	
SYS5371	5371	Community Bank of the Bay			5,137,827.41	5,137,827.41	5,137,827.41	0.500	0.500	1	1	
SYS4912	4912	Deposit Account			153,983,276.83	153,983,276.83	153,983,276.83	0.050	0.050	1	1	
SYS5395	5395	Meriwest Credit Union			248,443.32	248,443.32	248,443.32	0.500	0.500	1	1	
SYS5398	5398	Meriwest Credit Union			4,932,543.38	4,932,543.38	4,932,543.38	2.500	2.500	1	1	
SYS5397	5397	Provident Credit Union			243,085.76	243,085.76	243,085.76	2.579	2.579	1	1	
SYS5310	5310	Technology Credit Union			258,623.60	258,623.60	258,623.60	2.776	2.776	1	1	
SYS5369	5369	Technology Credit Union			15,402,892.56	15,402,892.56	15,402,892.56	0.370	0.370	1	1	
Subtotal and Average			125,561,673.06		194,987,618.53	194,987,618.53	194,987,618.53		0.194	1	1	
Supranational												
4581X0DL9	5517	Inter-American Dev't Bank		05/20/2021	2,000,000.00	2,012,321.10	2,022,336.64	0.875	0.604	1,414	1,372	04/03/2025
4581X0DK1	5503	INTERAMERI DEV		02/05/2021	3,000,000.00	3,115,561.65	3,149,036.43	1.750	0.396	1,498	1,352	03/14/2025
459058GL1	5290	INTL BK RECON & DEVELOP		12/03/2018	3,000,000.00	3,174,450.00	3,002,761.04	3.000	2.955	1,759	818	09/27/2023
459058JL8	5518	INTL BK RECON & DEVELOP		05/24/2021	2,000,000.00	1,976,189.96	1,979,525.92	0.500	0.750	1,618	1,580	10/28/2025
45950VPT7	5509	INTL FINANCE CORP		03/15/2021	5,000,000.00	4,964,195.30	5,000,000.00	0.500	0.500	1,826	1,718	03/15/2026
Subtotal and Average			15,155,348.53		15,000,000.00	15,242,718.01	15,153,660.03		1.011	1,662	1,399	
Municipal Bonds												
54438CYK2	5484	Los Angeles Community College		11/10/2020	1,000,000.00	992,940.00	1,000,000.00	0.773	0.773	1,725	1,492	08/01/2025
010878AN6	5198	County of Alameda		03/29/2018	2,305,000.00	2,399,850.75	2,332,290.79	4.000	2.832	1,586	396	08/01/2022
127109QA7	5402	Cabrillo Comnt		10/08/2019	1,230,000.00	1,269,765.90	1,230,000.00	2.034	2.034	1,759	1,127	08/01/2024
13066YTZ2	5263	CA Department Water Resources		08/13/2018	2,000,000.00	2,030,180.00	1,985,959.64	2.000	2.894	1,357	304	05/01/2022
13034AL65	5487	CA Infrastructure & Econ Dev		12/17/2020	1,250,000.00	1,242,237.50	1,250,000.00	0.765	0.765	1,749	1,553	10/01/2025
544351MN6	5246	City of Los Angeles CA		07/12/2018	2,500,000.00	2,575,025.00	2,500,000.00	2.900	2.899	1,512	427	09/01/2022
544351MN6	5247	City of Los Angeles CA		07/12/2018	2,500,000.00	2,575,025.00	2,500,000.00	2.900	2.899	1,512	427	09/01/2022
702274CN9	5285	City of Pasadena		12/06/2018	1,055,000.00	1,096,978.45	1,055,000.00	3.338	3.338	1,456	518	12/01/2022
702274CM1	5286	City of Pasadena		12/06/2018	500,000.00	505,810.00	500,000.00	3.235	3.235	1,091	153	12/01/2021
357172B79	5515	Fremont Unified High Sch Dstt		05/26/2021	100,000.00	99,741.00	100,000.00	0.845	0.845	1,528	1,492	08/01/2025
357172B61	5516	Fremont Unified High Sch Dstt		05/26/2021	750,000.00	747,645.00	750,000.00	0.553	0.553	1,163	1,127	08/01/2024
368079HR3	5362	Gavilan Joint Community CLG-A1		04/18/2019	2,000,000.00	2,003,700.00	2,000,000.00	2.450	2.449	836	31	08/01/2021

Portfolio SCVW
AC
PM (PRF_PM2) 7.3.0

Santa Clara Valley Water Dist.
Portfolio Management
Portfolio Details - Investments
June 30, 2021

Page 5

CUSIP	Investment #	Issuer	Average Balance	Purchase Date	Par Value	Market Value	Book Value	Stated Rate	YTM 365	Term	Days to Maturity	Maturity Date
Municipal Bonds												
368079HS1	5363	Gavilan Joint Community CLG-A1		04/18/2019	500,000.00	512,260.00	500,000.00	2.520	2.519	1,201	396	08/01/2022
368079HT9	5364	Gavilan Joint Community CLG-A1		04/18/2019	400,000.00	417,752.00	400,000.00	2.620	2.619	1,566	761	08/01/2023
368079KB4	5471	Gavilan Joint Community CLG-A1		10/15/2020	750,000.00	750,780.00	750,000.00	0.524	0.524	1,020	761	08/01/2023
368079KC2	5472	Gavilan Joint Community CLG-A1		10/15/2020	600,000.00	598,596.00	600,000.00	0.739	0.739	1,386	1,127	08/01/2024
376087FY3	5414	Gilroy USD		10/31/2019	600,000.00	615,990.00	600,000.00	1.793	1.793	1,370	761	08/01/2023
376087FZ0	5415	Gilroy USD		10/31/2019	550,000.00	567,660.50	550,000.00	1.833	1.833	1,736	1,127	08/01/2024
54465AGP1	5368	LA County Redev Agency		04/22/2019	1,750,000.00	1,806,332.50	1,732,835.28	2.000	2.480	1,593	792	09/01/2023
544290JB6	5407	Los Altos School District		10/17/2019	1,750,000.00	1,781,710.00	1,750,000.00	1.896	1.896	1,019	396	08/01/2022
530319SK9	5468	Liberty Union HSD		10/07/2020	800,000.00	796,208.00	800,000.00	0.650	0.643	1,394	1,127	08/01/2024
530319SL7	5469	Liberty Union HSD		10/07/2020	825,000.00	816,453.00	825,000.00	0.760	0.760	1,759	1,492	08/01/2025
542411NJ8	5413	Long Beach Community College		10/23/2019	2,500,000.00	2,592,750.00	2,500,000.00	1.803	1.803	1,744	1,127	08/01/2024
56781RJG3	5329	Marin CCD GO-B1		02/07/2019	600,000.00	631,578.00	600,000.00	2.895	2.895	1,636	761	08/01/2023
56781RJF5	5330	Marin CCD GO-B1		02/07/2019	500,000.00	514,175.00	500,000.00	2.813	2.813	1,271	396	08/01/2022
56781RGP6	5349	Marin CCD GO-B1		03/04/2019	2,080,000.00	2,133,414.40	2,079,259.54	2.566	2.600	1,246	396	08/01/2022
677765GV5	5401	Ohlone Community College		09/26/2019	2,000,000.00	2,073,000.00	2,000,000.00	1.814	1.814	1,771	1,127	08/01/2024
677765GW3	5480	Ohlone Community College		10/22/2020	2,865,000.00	2,995,185.60	3,011,412.00	1.975	0.700	1,744	1,492	08/01/2025
799306QJ7	5417	San Rafael CA Elem Sch Dist		11/13/2019	1,000,000.00	1,027,710.00	1,000,000.00	1.865	1.865	1,357	761	08/01/2023
796815ZG6	5393	San Bernardino County		07/02/2019	5,000,000.00	5,102,850.00	5,000,000.00	2.050	2.050	1,187	457	10/01/2022
7976465A0	5343	San Francisco City & County CA		02/26/2019	455,000.00	465,328.50	455,000.00	2.623	2.622	1,205	349	06/15/2022
79773KDC5	5512	SF City and County GO Bonds		03/30/2021	830,000.00	825,634.20	830,000.00	0.728	0.728	1,538	1,445	06/15/2025
797669XU7	5294	SF Bay Area Rapid Transit Dist		12/10/2018	1,385,000.00	1,385,000.00	1,385,000.00	2.387	2.916	934	0	07/01/2021
79765R3U1	5164	San Fran CY&Cnty CA PUC WTR		12/28/2017	1,000,000.00	1,030,130.00	1,000,000.00	2.619	2.619	1,769	488	11/01/2022
79765R3U1	5331	San Fran CY&Cnty CA PUC WTR		01/29/2019	875,000.00	901,363.75	872,048.82	2.619	2.887	1,372	488	11/01/2022
798170AE6	5189	San Jose Redevelopment Ag		02/26/2018	3,000,000.00	3,074,490.00	2,993,918.93	2.630	2.830	1,617	396	08/01/2022
798170AE6	5190	San Jose Redevelopment Ag		02/28/2018	2,000,000.00	2,049,660.00	1,996,954.43	2.630	2.780	1,615	396	08/01/2022
798189PD2	5220	San Jose Evergreen		06/05/2018	230,000.00	231,826.20	230,706.81	5.000	3.051	1,184	62	09/01/2021
798189PE0	5221	San Jose Evergreen		06/05/2018	130,000.00	137,226.70	132,502.80	5.000	3.223	1,549	427	09/01/2022
798186N81	5493	San Jose Unified Sch District		01/20/2021	1,000,000.00	988,720.00	1,000,000.00	0.558	0.558	1,654	1,492	08/01/2025
802498UG8	5411	Santa Monica-Malibu USD		11/06/2019	650,000.00	667,569.50	650,000.00	1.669	1.669	1,364	761	08/01/2023
802498UH6	5412	Santa Monica-Malibu USD		11/06/2019	500,000.00	517,110.00	500,000.00	1.719	1.719	1,730	1,127	08/01/2024
835569GR9	5416	Sonoma County CA Jnr Clg Dist		11/12/2019	1,000,000.00	1,044,020.00	1,000,000.00	2.061	2.061	1,724	1,127	08/01/2024
799408Z85	5475	SAN RAMON VALLEY UNIFIED		10/20/2020	1,700,000.00	1,690,497.00	1,700,000.00	0.740	0.740	1,746	1,492	08/01/2025
91412HEW9	5352	University of California		03/19/2019	250,000.00	255,155.00	250,000.00	2.608	2.607	1,153	318	05/15/2022
91412HEX7	5353	University of California		03/19/2019	600,000.00	625,104.00	600,000.00	2.657	2.657	1,518	683	05/15/2023
91412GQF5	5365	University of California		05/15/2019	500,000.00	531,935.00	504,084.30	2.900	2.595	1,827	1,049	05/15/2024
91412GQE8	5370	University of California		05/01/2019	1,565,000.00	1,633,187.05	1,571,637.90	2.750	2.510	1,475	683	05/15/2023
91412GQD0	5399	University of California		08/21/2019	500,000.00	510,145.00	503,775.02	2.570	1.680	998	318	05/15/2022
91412GUZ6	5400	University of California		09/04/2019	265,000.00	272,144.40	268,683.18	3.338	1.700	984	318	05/15/2022

Portfolio SCVW
AC
PM (PRF_PM2) 7.3.0

Santa Clara Valley Water Dist.
Portfolio Management
Portfolio Details - Investments
June 30, 2021

Page 6

CUSIP	Investment #	Issuer	Average Balance	Purchase Date	Par Value	Market Value	Book Value	Stated Rate	YTM 365	Term	Days to Maturity	Maturity Date
Municipal Bonds												
923040GU7	5409	Ventura Cnty Comm College Dist		10/31/2019	1,000,000.00	1,036,690.00	1,000,000.00	1.800	1.800	1,736	1,127	08/01/2024
923040GT0	5410	Ventura Cnty Comm College Dist		10/31/2019	1,250,000.00	1,285,875.00	1,250,000.00	1.750	1.750	1,370	761	08/01/2023
923078CS6	5447	Ventura Cnty CA Public Fin		06/11/2020	500,000.00	502,655.00	500,000.00	0.848	0.848	873	488	11/01/2022
93974D5Q7	5279	Washington State GO Bond		10/01/2018	2,000,000.00	2,110,000.00	1,995,939.66	3.030	3.136	1,765	761	08/01/2023
Subtotal and Average			66,093,454.84		65,445,000.00	67,044,769.90	65,592,009.10		2.103	1,471	732	
Total and Average			728,808,653.89		764,651,014.66	771,363,061.57	766,363,499.85		0.941	908	587	

Santa Clara Valley Water Dist.
Portfolio Management
Portfolio Details - Cash
June 30, 2021

CUSIP	Investment #	Issuer	Average Balance	Purchase Date	Par Value	Market Value	Book Value	Stated Rate	YTM 365	Term	Days to Maturity
Average Balance			0.00							0	0
Total Cash and Investments			728,808,653.89		764,651,014.66	771,363,061.57	766,363,499.85		0.941	908	587

Santa Clara Valley Water Dist.
Portfolio Management
Activity By Type
June 1, 2021 through June 30, 2021

Page 1

CUSIP	Investment #	Issuer	Stated Rate	Transaction Date	Purchases or Deposits	Redemptions or Withdrawals	Balance
Treasury Securities - Coupon							
Subtotal							26,974,903.08
Federal Agency Issues - Coupon							
3133EJSA8	5252	Federal Farm Credit Bank	2.730	06/21/2021	0.00	5,000,000.00	
313379RB7	5131	Federal Home Loan Bank	1.875	06/11/2021	0.00	3,000,000.00	
3134GVL63	5449	Federal Home Loan Mortgage Cor	0.420	06/09/2021	0.00	5,000,000.00	
3134GVW95	5452	Federal Home Loan Mortgage Cor	0.550	06/24/2021	0.00	5,000,000.00	
3135G0U35	5312	Fed Natl Mortgage Assoc	2.750	06/22/2021	0.00	3,000,000.00	
3136G4XE8	5457	Fed Natl Mortgage Assoc	0.520	06/22/2021	0.00	5,000,000.00	
Subtotal					0.00	26,000,000.00	340,493,086.93
Negotiable CD's - Interest Bearing							
Subtotal							480,000.00
LAIF (Monthly Summary)							
Subtotal							74,198,924.00
Medium Term Notes							
Subtotal							14,903,826.05
Money Market Account (Monthly Summary)							
23380W523	4102	Daily Income US Gov MMF	0.030		41,888,027.32	55,987,616.50	
Subtotal					41,888,027.32	55,987,616.50	33,579,472.13
TimeCD_Deposit Account (Monthly Summary)							
SYS5317	5317	Excite CU FKA Alliance CU	2.470		495.82	0.00	
SYS5481	5481	Bank of San Francisco	0.449		5,181.21	0.00	
SYS5309	5309	Community Bank of the Bay	2.701		573.92	573.92	
SYS5371	5371	Community Bank of the Bay	0.500		1,735.00	0.00	
SYS4912	4912	Deposit Account	0.050		99,503,751.15	100.00	
SYS5395	5395	Meriwest Credit Union	0.500		101.88	0.00	
SYS5398	5398	Meriwest Credit Union	2.500		9,999.20	0.00	
SYS5397	5397	Provident Credit Union	2.579		514.19	0.00	
SYS5310	5310	Technology Credit Union	2.776		1,777.63	0.00	
SYS5369	5369	Technology Credit Union	0.370		4,670.09	0.00	
Subtotal					99,528,800.09	673.92	194,987,618.53

Santa Clara Valley Water Dist.
Portfolio Management
Activity By Type
June 1, 2021 through June 30, 2021

Page 2

CUSIP	Investment #	Issuer	Stated Rate	Transaction Date	Purchases or Deposits	Redemptions or Withdrawals	Balance
Supranational							
Subtotal							15,153,660.03
Municipal Bonds							
544290JC4	5408	Los Altos School District	2.143	06/11/2021	0.00	1,500,000.00	
Subtotal					0.00	1,500,000.00	65,592,009.10
Total					141,416,827.41	83,488,290.42	766,363,499.85

**Santa Clara Valley Water Dist.
Portfolio Management
Activity Summary
June 2020 through June 2021**

Page 1

Month End	Year	Number of Securities	Total Invested	Yield to Maturity		Managed Pool Rate	Number of Investments Purchased	Number of Investments Redeemed	Average Term	Average Days to Maturity
				360 Equivalent	365 Equivalent					
June	2020	171	699,817,771.89	1.438	1.458	2.030	9	5	767	483
July	2020	166	663,578,832.69	1.431	1.451	1.470	1	3	800	494
August	2020	170	662,003,112.78	1.413	1.432	1.470	7	5	852	534
September	2020	165	660,781,931.46	1.394	1.413	1.470	0	3	844	512
October	2020	173	652,434,123.09	1.359	1.378	0.840	11	1	920	570
November	2020	173	648,593,642.80	1.344	1.363	0.840	1	4	915	556
December	2020	177	696,674,989.43	1.224	1.241	0.840	8	5	893	564
January	2021	181	723,590,911.95	1.156	1.172	0.630	9	4	919	589
February	2021	182	714,887,370.60	1.174	1.191	0.630	5	1	976	626
March	2021	187	727,269,950.90	1.123	1.139	0.630	6	4	998	656
April	2021	184	750,381,688.73	1.060	1.075	0.440	1	2	982	640
May	2021	187	708,498,561.04	1.051	1.065	0.440	5	11	1,028	675
June	2021	176	766,363,499.85	0.928	0.941	0.440	0	7	908	587
Average		176	698,067,414.40	1.238%	1.255%	0.936	5	4	908	576



Santa Clara Valley Water Dist.
Transaction Activity Report
April 1, 2021 - June 30, 2021
Sorted by Transaction Date - Transaction Date
All Funds

SANTA CLARA VALLEY WATER
 5750 Almaden Expressway
 San Jose, Ca 951
 (408)265-2607

Investment #	Fund	CUSIP	Inv Descrip	TransactionType	TransactionDate	MaturityDate	RedemptionType	New Principal	Principal Paydowns	Interest	Total Cash
4102	82	23380W523	Money Market Fund	Purchase	04/01/2021			845.23			-845.23
4102	82	23380W523	Money Market Fund	Purchase	04/01/2021			2,762.50			-2,762.50
4102	82	23380W523	Money Market Fund	Purchase	04/01/2021			51,250.00			-51,250.00
4102	82	23380W523	Money Market Fund	Purchase	04/01/2021			6,029,000.00			-6,029,000.00
4102	82	23380W523	Money Market Fund	Redemption	04/01/2021				8,784,000.00		8,784,000.00
5393	82	796815ZG6	San Bernardino Cnty	Interest	04/01/2021	10/01/2022				51,250.00	51,250.00
5487	82	13034AL65	CASDEV 0.765%	Interest	04/01/2021	10/01/2025				2,762.50	2,762.50
4102	82	23380W523	Money Market Fund	Interest	04/01/2021					845.23	845.23
Totals for 04/01/2021								6,083,857.73	8,784,000.00	54,857.73	2,755,000.00
4102	82	23380W523	Money Market Fund	Purchase	04/05/2021			75,000.00			-75,000.00
4102	82	23380W523	Money Market Fund	Purchase	04/05/2021			7,667,000.00			-7,667,000.00
5299	82	3135G0T45	FEDERAL NATL	Interest	04/05/2021	04/05/2022				28,125.00	28,125.00
5391	82	3135G0T45	FEDERAL NATL	Interest	04/05/2021	04/05/2022				46,875.00	46,875.00
Totals for 04/05/2021								7,742,000.00		75,000.00	-7,667,000.00
4102	82	23380W523	Money Market Fund	Redemption	04/06/2021				690,000.00		690,000.00
Totals for 04/06/2021									690,000.00		690,000.00
4102	82	23380W523	Money Market Fund	Redemption	04/07/2021				1,416,000.00		1,416,000.00
Totals for 04/07/2021									1,416,000.00		1,416,000.00
4102	82	23380W523	Money Market Fund	Redemption	04/08/2021				6,060,000.00		6,060,000.00
Totals for 04/08/2021									6,060,000.00		6,060,000.00
4102	82	23380W523	Money Market Fund	Redemption	04/09/2021				543,000.00		543,000.00
Totals for 04/09/2021									543,000.00		543,000.00
4102	82	23380W523	Money Market Fund	Redemption	04/12/2021				390,000.00		390,000.00
Totals for 04/12/2021									390,000.00		390,000.00
4102	82	23380W523	Money Market Fund	Purchase	04/13/2021			62,500.00			-62,500.00
4102	82	23380W523	Money Market Fund	Purchase	04/13/2021			5,000,000.00			-5,000,000.00
5276	82	3135G0U27	FEDERAL NATL	Redemption	04/13/2021	04/13/2021	Maturity		5,000,000.00		5,000,000.00
4102	82	23380W523	Money Market Fund	Redemption	04/13/2021				1,683,000.00		1,683,000.00
5276	82	3135G0U27	FEDERAL NATL	Interest	04/13/2021	04/13/2021				62,500.00	62,500.00
Totals for 04/13/2021								5,062,500.00	6,683,000.00	62,500.00	1,683,000.00
4102	82	23380W523	Money Market Fund	Purchase	04/14/2021			16,350,000.00			-16,350,000.00
Totals for 04/14/2021								16,350,000.00			-16,350,000.00

Portfolio SCVW

AC

TA (PRF_TA) 7.1.1

Report Ver. 7.3.6.1

Santa Clara Valley Water Dist.
Transaction Activity Report
Sorted by Transaction Date - Transaction Date

Page 2

Investment #	Fund	CUSIP	Inv Descrip	TransactionType	TransactionDate	MaturityDate	RedemptionType	New Principal	Principal Paydowns	Interest	Total Cash
88-0237LAIF	82	SYS88-0237LAIF	LAIF 4.958%	Purchase	04/15/2021			80,972.94			-80,972.94
4102	82	23380W523	Money Market Fund	Redemption	04/15/2021				857,000.00		857,000.00
88-0237LAIF	82	SYS88-0237LAIF	LAIF 4.958%	Interest	04/15/2021					80,972.94	80,972.94
Totals for 04/15/2021								80,972.94	857,000.00	80,972.94	857,000.00
4102	82	23380W523	Money Market Fund	Purchase	04/16/2021			662.47			-662.47
4102	82	23380W523	Money Market Fund	Purchase	04/16/2021			5,830,000.00			-5,830,000.00
5260	82	33715LBT6	1STTCH 3.25% MAT	Interest	04/16/2021	07/18/2022				662.47	662.47
Totals for 04/16/2021								5,830,662.47		662.47	-5,830,000.00
4102	82	23380W523	Money Market Fund	Purchase	04/19/2021			26,250.00			-26,250.00
4102	82	23380W523	Money Market Fund	Purchase	04/19/2021			2,000,000.00			-2,000,000.00
5208	82	4581X0DB1	IABD 2.625% MAT	Redemption	04/19/2021	04/19/2021	Maturity		2,000,000.00		2,000,000.00
4102	82	23380W523	Money Market Fund	Redemption	04/19/2021				7,000,000.00		7,000,000.00
5208	82	4581X0DB1	IABD 2.625% MAT	Interest	04/19/2021	04/19/2021				26,250.00	26,250.00
Totals for 04/19/2021								2,026,250.00	9,000,000.00	26,250.00	7,000,000.00
4102	82	23380W523	Money Market Fund	Redemption	04/20/2021				270,000.00		270,000.00
Totals for 04/20/2021									270,000.00		270,000.00
4102	82	23380W523	Money Market Fund	Purchase	04/21/2021			270,000.00			-270,000.00
Totals for 04/21/2021								270,000.00			-270,000.00
4102	82	23380W523	Money Market Fund	Purchase	04/22/2021			31,250.00			-31,250.00
4102	82	23380W523	Money Market Fund	Redemption	04/22/2021				4,090,000.00		4,090,000.00
5506	82	3135G03U5	FEDERAL NATL	Interest	04/22/2021	04/22/2025				15,625.00	15,625.00
5506	82	3135G03U5	FEDERAL NATL	Accr Int	04/22/2021	04/22/2025			10,763.89	-10,763.89	0.00
5511	82	3135G03U5	FEDERAL NATL	Interest	04/22/2021	04/22/2025				15,625.00	15,625.00
5511	82	3135G03U5	FEDERAL NATL	Accr Int	04/22/2021	04/22/2025			11,545.14	-11,545.14	0.00
Totals for 04/22/2021								31,250.00	4,112,309.03	8,940.97	4,090,000.00
4102	82	23380W523	Money Market Fund	Purchase	04/23/2021			840,000.00			-840,000.00
Totals for 04/23/2021								840,000.00			-840,000.00
4102	82	23380W523	Money Market Fund	Purchase	04/26/2021			7,083.33			-7,083.33
4102	82	23380W523	Money Market Fund	Purchase	04/26/2021			4,676,000.00			-4,676,000.00
5507	82	3130ALKL7	FEDERAL HOME	Interest	04/26/2021	03/25/2026				3,541.66	3,541.66
5508	82	3130ALKL7	FEDERAL HOME	Interest	04/26/2021	03/25/2026				3,541.67	3,541.67
Totals for 04/26/2021								4,683,083.33		7,083.33	-4,676,000.00
4102	82	23380W523	Money Market Fund	Purchase	04/27/2021			224.22			-224.22
4102	82	23380W523	Money Market Fund	Purchase	04/27/2021			63,000.00			-63,000.00
4102	82	23380W523	Money Market Fund	Purchase	04/27/2021			26,250.00			-26,250.00
4102	82	23380W523	Money Market Fund	Purchase	04/27/2021			1,930,000.00			-1,930,000.00
5249	82	3133EJTB5	FEDERAL FARM CR	Interest	04/27/2021	04/27/2022				63,000.00	63,000.00
5422	82	3134GBHM7	FEDERAL HOME	Interest	04/27/2021	04/27/2022				26,250.00	26,250.00
5445	82	79772FAF3	SF FCU 1.1% MAT	Interest	04/27/2021	03/27/2025				224.22	224.22

Portfolio SCVW

AC

TA (PRF_TA) 7.1.1
Report Ver. 7.3.6.1

Santa Clara Valley Water Dist.
Transaction Activity Report
Sorted by Transaction Date - Transaction Date

Investment #	Fund	CUSIP	Inv Descrip	TransactionType	TransactionDate	MaturityDate	RedemptionType	New Principal	Principal Paydowns	Interest	Total Cash
Totals for 04/27/2021								2,019,474.22		89,474.22	-1,930,000.00
5513	82	3130AM2K7	FEDERAL HOME	Purchase	04/28/2021	04/28/2026		10,000,000.00			-10,000,000.00
4102	82	23380W523	Money Market Fund	Purchase	04/28/2021			10,250.00			-10,250.00
4102	82	23380W523	Money Market Fund	Purchase	04/28/2021			4,627,000.00			-4,627,000.00
4102	82	23380W523	Money Market Fund	Redemption	04/28/2021				10,000,000.00		10,000,000.00
5477	82	3134GW3W4	FHLMC 0.41% MAT	Interest	04/28/2021	10/28/2024				10,250.00	10,250.00
Totals for 04/28/2021								14,637,250.00	10,000,000.00	10,250.00	-4,627,000.00
4102	82	23380W523	Money Market Fund	Purchase	04/29/2021			11,250.00			-11,250.00
5478	82	3134GW5Q5	FEDERAL HOME	Interest	04/29/2021	01/29/2025				11,250.00	11,250.00
Totals for 04/29/2021								11,250.00		11,250.00	0.00
4102	82	23380W523	Money Market Fund	Purchase	04/30/2021			350,000.00			-350,000.00
Totals for 04/30/2021								350,000.00			-350,000.00
4102	82	23380W523	Money Market Fund	Purchase	05/03/2021			1,490.01			-1,490.01
4102	82	23380W523	Money Market Fund	Purchase	05/03/2021			33,000.00			-33,000.00
4102	82	23380W523	Money Market Fund	Purchase	05/03/2021			45,000.00			-45,000.00
4102	82	23380W523	Money Market Fund	Purchase	05/03/2021			20,000.00			-20,000.00
4102	82	23380W523	Money Market Fund	Purchase	05/03/2021			24,553.13			-24,553.13
4102	82	23380W523	Money Market Fund	Purchase	05/03/2021			20,500.00			-20,500.00
4102	82	23380W523	Money Market Fund	Purchase	05/03/2021			2,120.00			-2,120.00
4102	82	23380W523	Money Market Fund	Purchase	05/03/2021			26,500.00			-26,500.00
4102	82	23380W523	Money Market Fund	Purchase	05/03/2021			25,695.00			-25,695.00
4102	82	23380W523	Money Market Fund	Purchase	05/03/2021			2,000,000.00			-2,000,000.00
4102	82	23380W523	Money Market Fund	Purchase	05/03/2021			2,226,427.09			-2,226,427.09
5054	82	13066YTY5	CADWR 1.713%	Redemption	05/03/2021	05/01/2021	Call		2,226,427.09		2,226,427.09
5388	82	801577NR4	SCC 2.05% MAT	Redemption	05/03/2021	05/01/2021	Maturity		2,000,000.00		2,000,000.00
4102	82	23380W523	Money Market Fund	Redemption	05/03/2021				558,000.00		558,000.00
5164	82	79765R3U1	SFOWTR 2.619%	Interest	05/03/2021	11/01/2022				13,095.00	13,095.00
5203	82	594918BH6	MSFT 2.65% MAT	Interest	05/03/2021	11/03/2022				26,500.00	26,500.00
5263	82	13066YTZ2	CALIFORNIA ST	Interest	05/03/2021	05/01/2022				20,000.00	20,000.00
5318	82	3133EJP60	FEDERAL FARM CR	Interest	05/03/2021	05/02/2023				45,000.00	45,000.00
5331	82	79765R3U1	SFOWTR 2.619%	Interest	05/03/2021	11/01/2022				11,458.13	11,458.13
5382	82	3133EHN25	FEDERAL FARM CR	Interest	05/03/2021	11/01/2023				33,000.00	33,000.00
5388	82	801577NR4	SCC 2.05% MAT	Interest	05/03/2021	05/01/2021				20,500.00	20,500.00
5447	82	923078CS6	VNTCTF 0.848%	Interest	05/03/2021	11/01/2022				2,120.00	2,120.00
4102	82	23380W523	Money Market Fund	Interest	05/03/2021					1,490.01	1,490.01
Totals for 05/03/2021								4,425,285.23	4,784,427.09	173,163.14	532,305.00
4102	82	23380W523	Money Market Fund	Purchase	05/04/2021			19,069.35			-19,069.35
4102	82	23380W523	Money Market Fund	Redemption	05/04/2021				25,695.00		25,695.00
4102	82	23380W523	Money Market Fund	Redemption	05/04/2021				1,245,000.00		1,245,000.00
5054	82	13066YTY5	CADWR 1.713%	Interest	05/04/2021	05/01/2021				19,069.35	19,069.35

Santa Clara Valley Water Dist.
Transaction Activity Report
Sorted by Transaction Date - Transaction Date

Investment #	Fund	CUSIP	Inv Descrip	TransactionType	TransactionDate	MaturityDate	RedemptionType	New Principal	Principal Paydowns	Interest	Total Cash
Totals for 05/04/2021								19,069.35	1,270,695.00	19,069.35	1,270,695.00
4102	82	23380W523	Money Market Fund	Redemption	05/05/2021				25,000,000.00		25,000,000.00
Totals for 05/05/2021									25,000,000.00		25,000,000.00
4102	82	23380W523	Money Market Fund	Purchase	05/06/2021			8,836,000.00			-8,836,000.00
Totals for 05/06/2021								8,836,000.00			-8,836,000.00
4102	82	23380W523	Money Market Fund	Purchase	05/07/2021			11,909.72			-11,909.72
4102	82	23380W523	Money Market Fund	Purchase	05/07/2021			17,384.00			-17,384.00
4102	82	23380W523	Money Market Fund	Purchase	05/07/2021			2,173,000.00			-2,173,000.00
5326	82	3136G02F7	FEDERAL NATL	Redemption	05/07/2021	05/07/2021	Maturity		2,173,000.00		2,173,000.00
4102	82	23380W523	Money Market Fund	Redemption	05/07/2021				993,000.00		993,000.00
5326	82	3136G02F7	FEDERAL NATL	Interest	05/07/2021	05/07/2021				17,384.00	17,384.00
5497	82	3135G06G3	FEDERAL NATL	Interest	05/07/2021	11/07/2025				11,909.72	11,909.72
5497	82	3135G06G3	FEDERAL NATL	Accr Int	05/07/2021	11/07/2025			4,627.78	-4,627.78	0.00
Totals for 05/07/2021								2,202,293.72	3,170,627.78	24,665.94	993,000.00
4102	82	23380W523	Money Market Fund	Purchase	05/10/2021			3,000,000.00			-3,000,000.00
4102	82	23380W523	Money Market Fund	Purchase	05/10/2021			34,500.00			-34,500.00
4102	82	23380W523	Money Market Fund	Purchase	05/10/2021			26,250.00			-26,250.00
5419	82	3134GUPU8	FEDERAL HOME	Redemption	05/10/2021	05/10/2024	Call		2,993,550.00		2,993,550.00
5419	82	3134GUPU8	FEDERAL HOME	Cap G/L	05/10/2021	05/10/2024			6,450.00		6,450.00
4102	82	23380W523	Money Market Fund	Redemption	05/10/2021				2,050,000.00		2,050,000.00
5383	82	3133EKKU9	FEDERAL FARM CR	Interest	05/10/2021	11/08/2023				34,500.00	34,500.00
5419	82	3134GUPU8	FEDERAL HOME	Interest	05/10/2021	05/10/2024				26,250.00	26,250.00
Totals for 05/10/2021								3,060,750.00	5,050,000.00	60,750.00	2,050,000.00
5514	82	3133EMYV8	FEDERAL FARM CR	Purchase	05/11/2021	05/11/2026		5,002,950.00			-5,002,950.00
4102	82	23380W523	Money Market Fund	Redemption	05/11/2021				5,002,950.00		5,002,950.00
4102	82	23380W523	Money Market Fund	Redemption	05/11/2021				1,925,000.00		1,925,000.00
Totals for 05/11/2021								5,002,950.00	6,927,950.00		1,925,000.00
4102	82	23380W523	Money Market Fund	Purchase	05/12/2021			15,000.00			-15,000.00
4102	82	23380W523	Money Market Fund	Redemption	05/12/2021				617,000.00		617,000.00
5485	82	3134GXBM5	FEDERAL HOME	Interest	05/12/2021	11/12/2025				15,000.00	15,000.00
5485	82	3134GXBM5	FEDERAL HOME	Accr Int	05/12/2021	11/12/2025			1,583.33	-1,583.33	0.00
Totals for 05/12/2021								15,000.00	618,583.33	13,416.67	617,000.00
4102	82	23380W523	Money Market Fund	Redemption	05/13/2021				1,041,000.00		1,041,000.00
Totals for 05/13/2021									1,041,000.00		1,041,000.00
4102	82	23380W523	Money Market Fund	Purchase	05/14/2021			8,250.00			-8,250.00
4102	82	23380W523	Money Market Fund	Purchase	05/14/2021			1,000,000.00			-1,000,000.00
4102	82	23380W523	Money Market Fund	Purchase	05/14/2021			7,580,000.00			-7,580,000.00
5420	82	3136G03S8	FEDERAL NATL	Redemption	05/14/2021	05/14/2021	Maturity		1,000,000.00		1,000,000.00
5420	82	3136G03S8	FEDERAL NATL	Interest	05/14/2021	05/14/2021				8,250.00	8,250.00

Santa Clara Valley Water Dist.
Transaction Activity Report
Sorted by Transaction Date - Transaction Date

Investment #	Fund	CUSIP	Inv Descrip	TransactionType	TransactionDate	MaturityDate	RedemptionType	New Principal	Principal Paydowns	Interest	Total Cash
Totals for 05/14/2021								8,588,250.00	1,000,000.00	8,250.00	-7,580,000.00
4102	82	23380W523	Money Market Fund	Purchase	05/17/2021			641.10			-641.10
4102	82	23380W523	Money Market Fund	Purchase	05/17/2021			39,375.00			-39,375.00
4102	82	23380W523	Money Market Fund	Purchase	05/17/2021			95,625.00			-95,625.00
4102	82	23380W523	Money Market Fund	Purchase	05/17/2021			26,250.00			-26,250.00
4102	82	23380W523	Money Market Fund	Purchase	05/17/2021			48,832.50			-48,832.50
4102	82	23380W523	Money Market Fund	Purchase	05/17/2021			55,257.50			-55,257.50
4102	82	23380W523	Money Market Fund	Purchase	05/17/2021			50,000.00			-50,000.00
4102	82	23380W523	Money Market Fund	Purchase	05/17/2021			42,250.00			-42,250.00
4102	82	23380W523	Money Market Fund	Purchase	05/17/2021			10,000.00			-10,000.00
4102	82	23380W523	Money Market Fund	Purchase	05/17/2021			56,250.00			-56,250.00
4102	82	23380W523	Money Market Fund	Purchase	05/17/2021			14,000.00			-14,000.00
4102	82	23380W523	Money Market Fund	Purchase	05/17/2021			12,630.00			-12,630.00
4102	82	23380W523	Money Market Fund	Purchase	05/17/2021			6,425.00			-6,425.00
4102	82	23380W523	Money Market Fund	Purchase	05/17/2021			3,260.00			-3,260.00
4102	82	23380W523	Money Market Fund	Purchase	05/17/2021			7,971.00			-7,971.00
4102	82	23380W523	Money Market Fund	Purchase	05/17/2021			21,518.75			-21,518.75
4102	82	23380W523	Money Market Fund	Purchase	05/17/2021			7,250.00			-7,250.00
4102	82	23380W523	Money Market Fund	Purchase	05/17/2021			4,422.85			-4,422.85
4102	82	23380W523	Money Market Fund	Purchase	05/17/2021			30,780.75			-30,780.75
4102	82	23380W523	Money Market Fund	Purchase	05/17/2021			3,000,000.00			-3,000,000.00
4102	82	23380W523	Money Market Fund	Purchase	05/17/2021			1,000,000.00			-1,000,000.00
4102	82	23380W523	Money Market Fund	Purchase	05/17/2021			5,000,000.00			-5,000,000.00
5277	82	9128284P2	UNITED STATES	Redemption	05/17/2021	05/15/2021	Maturity		3,000,000.00		3,000,000.00
5366	82	91412GWX9	UNIVERSITY CALIF	Redemption	05/17/2021	05/15/2021	Maturity		1,000,000.00		1,000,000.00
5376	82	3133EKLQ7	FEDERAL FARM CR	Redemption	05/17/2021	05/17/2021	Maturity		5,000,000.00		5,000,000.00
4102	82	23380W523	Money Market Fund	Redemption	05/17/2021				1,220,000.00		1,220,000.00
5062	82	3130A9V32	FHLB-C 1.05% MAT	Interest	05/17/2021	11/15/2021				50,000.00	50,000.00
5260	82	33715LBT6	1STTCH 3.25% MAT	Interest	05/17/2021	07/18/2022				641.10	641.10
5277	82	9128284P2	UNITED STATES	Interest	05/17/2021	05/15/2021				39,375.00	39,375.00
5352	82	91412HEW9	UC 2.608% MAT	Interest	05/17/2021	05/15/2022				3,260.00	3,260.00
5353	82	91412HEX7	UNIVERSITY CALIF	Interest	05/17/2021	05/15/2023				7,971.00	7,971.00
5365	82	91412GQF5	UNIVERSITY CALIF	Interest	05/17/2021	05/15/2024				7,250.00	7,250.00
5366	82	91412GWX9	UNIVERSITY CALIF	Interest	05/17/2021	05/15/2021				12,630.00	12,630.00
5367	82	742651DR0	PRIVATE EXPT	Interest	05/17/2021	11/15/2022				30,780.75	30,780.75
5370	82	91412GQE8	UNIVERSITY CALIF	Interest	05/17/2021	05/15/2023				21,518.75	21,518.75
5372	82	3133EKLA2	FEDERAL FARM CR	Interest	05/17/2021	05/15/2023				34,500.00	34,500.00
5375	82	3133EKLA2	FEDERAL FARM CR	Interest	05/17/2021	05/15/2023				20,757.50	20,757.50
5376	82	3133EKLQ7	FEDERAL FARM CR	Interest	05/17/2021	05/17/2021				56,250.00	56,250.00
5384	82	912828VB3	UNITED STATES	Interest	05/17/2021	05/15/2023				26,250.00	26,250.00
5385	82	3133ECPM0	FEDERAL FARM CR	Interest	05/17/2021	05/15/2023				48,832.50	48,832.50
5399	82	91412GQD0	UNIVERSITY CALIF	Interest	05/17/2021	05/15/2022				6,425.00	6,425.00

Santa Clara Valley Water Dist.
Transaction Activity Report
Sorted by Transaction Date - Transaction Date

Investment #	Fund	CUSIP	Inv Descrip	TransactionType	TransactionDate	MaturityDate	RedemptionType	New Principal	Principal Paydowns	Interest	Total Cash
5400	82	91412GUZ6	UNIVERSITY CALIF	Interest	05/17/2021	05/15/2022				4,422.85	4,422.85
5404	82	9128286U9	UNITED STATES	Interest	05/17/2021	05/15/2022				31,875.00	31,875.00
5405	82	9128286U9	UNITED STATES	Interest	05/17/2021	05/15/2022				31,875.00	31,875.00
5426	82	3133ECPU2	FEDERAL FARM CR	Interest	05/17/2021	05/17/2022				10,000.00	10,000.00
5430	82	9128286U9	UNITED STATES	Interest	05/17/2021	05/15/2022				31,875.00	31,875.00
5432	82	3133ELEL4	FEDERAL FARM CR	Interest	05/17/2021	05/17/2023				42,250.00	42,250.00
5491	82	3135GA2Z3	FEDERAL NATL	Interest	05/17/2021	11/17/2025				14,000.00	14,000.00
5491	82	3135GA2Z3	FEDERAL NATL	Accr Int	05/17/2021	11/17/2025			1,788.89	-1,788.89	0.00
Totals for 05/17/2021								9,532,739.45	10,221,788.89	530,950.56	1,220,000.00
4102	82	23380W523	Money Market Fund	Purchase	05/18/2021			155,000.00			-155,000.00
Totals for 05/18/2021								155,000.00			-155,000.00
4102	82	23380W523	Money Market Fund	Purchase	05/19/2021			24,375.00			-24,375.00
4102	82	23380W523	Money Market Fund	Redemption	05/19/2021				1,264,000.00		1,264,000.00
5418	82	3130AHJY0	FEDERAL HOME	Interest	05/19/2021	11/19/2021				24,375.00	24,375.00
Totals for 05/19/2021								24,375.00	1,264,000.00	24,375.00	1,264,000.00
5517	82	4581X0DL9	IABD 0.875% MAT	Purchase	05/20/2021	04/03/2025		2,022,944.72			-2,022,944.72
4102	82	23380W523	Money Market Fund	Redemption	05/20/2021				2,284.72		2,284.72
4102	82	23380W523	Money Market Fund	Redemption	05/20/2021				5,470,000.00		5,470,000.00
4102	82	23380W523	Money Market Fund	Redemption	05/20/2021				2,020,660.00		2,020,660.00
Totals for 05/20/2021								2,022,944.72	7,492,944.72		5,470,000.00
4102	82	23380W523	Money Market Fund	Purchase	05/21/2021			6,810,000.00			-6,810,000.00
Totals for 05/21/2021								6,810,000.00			-6,810,000.00
5518	82	459058JL8	IBRD 0.5% MAT	Purchase	05/24/2021	10/28/2025		1,979,022.22			-1,979,022.22
4102	82	23380W523	Money Market Fund	Purchase	05/24/2021			13,760.00			-13,760.00
4102	82	23380W523	Money Market Fund	Purchase	05/24/2021			2,000,000.00			-2,000,000.00
5209	82	459058FH1	IBRD 1.375% MAT	Redemption	05/24/2021	05/24/2021	Maturity		2,000,000.00		2,000,000.00
4102	82	23380W523	Money Market Fund	Redemption	05/24/2021				722.22		722.22
4102	82	23380W523	Money Market Fund	Redemption	05/24/2021				1,978,300.00		1,978,300.00
4102	82	23380W523	Money Market Fund	Redemption	05/24/2021				2,930,000.00		2,930,000.00
5209	82	459058FH1	IBRD 1.375% MAT	Interest	05/24/2021	05/24/2021				13,760.00	13,760.00
Totals for 05/24/2021								3,992,782.22	6,909,022.22	13,760.00	2,930,000.00
4102	82	23380W523	Money Market Fund	Purchase	05/25/2021			7,083.33			-7,083.33
4102	82	23380W523	Money Market Fund	Purchase	05/25/2021			3,500.00			-3,500.00
4102	82	23380W523	Money Market Fund	Purchase	05/25/2021			1,000,000.00			-1,000,000.00
5325	82	3136G3U94	FEDERAL NATL	Redemption	05/25/2021	05/25/2021	Maturity		1,000,000.00		1,000,000.00
4102	82	23380W523	Money Market Fund	Redemption	05/25/2021				2,780,000.00		2,780,000.00
5325	82	3136G3U94	FEDERAL NATL	Interest	05/25/2021	05/25/2021				3,500.00	3,500.00
5507	82	3130ALKL7	FEDERAL HOME	Interest	05/25/2021	03/25/2026				3,541.66	3,541.66
5508	82	3130ALKL7	FEDERAL HOME	Interest	05/25/2021	03/25/2026				3,541.67	3,541.67

Santa Clara Valley Water Dist.
Transaction Activity Report
Sorted by Transaction Date - Transaction Date

Investment #	Fund	CUSIP	Inv Descrip	TransactionType	TransactionDate	MaturityDate	RedemptionType	New Principal	Principal Paydowns	Interest	Total Cash
Totals for 05/25/2021								1,010,583.33	3,780,000.00	10,583.33	2,780,000.00
5516	82	357172B61	FUHS 0.553%	Purchase	05/26/2021	08/01/2024		750,000.00			-750,000.00
5515	82	357172B79	FREMONT CALIF	Purchase	05/26/2021	08/01/2025		100,000.00			-100,000.00
4102	82	23380W523	Money Market Fund	Purchase	05/26/2021			43,125.00			-43,125.00
4102	82	23380W523	Money Market Fund	Purchase	05/26/2021			3,000,000.00			-3,000,000.00
5327	82	3133EJW70	FEDERAL FARM CR	Redemption	05/26/2021	05/26/2021	Maturity		3,000,000.00		3,000,000.00
4102	82	23380W523	Money Market Fund	Redemption	05/26/2021				100,000.00		100,000.00
4102	82	23380W523	Money Market Fund	Redemption	05/26/2021				750,000.00		750,000.00
4102	82	23380W523	Money Market Fund	Redemption	05/26/2021				667,000.00		667,000.00
5327	82	3133EJW70	FEDERAL FARM CR	Interest	05/26/2021	05/26/2021				43,125.00	43,125.00
Totals for 05/26/2021								3,893,125.00	4,517,000.00	43,125.00	667,000.00
4102	82	23380W523	Money Market Fund	Purchase	05/27/2021			216.99			-216.99
4102	82	23380W523	Money Market Fund	Redemption	05/27/2021				1,200,000.00		1,200,000.00
5445	82	79772FAF3	SF FCU 1.1% MAT	Interest	05/27/2021	03/27/2025				216.99	216.99
Totals for 05/27/2021								216.99	1,200,000.00	216.99	1,200,000.00
4102	82	23380W523	Money Market Fund	Redemption	05/28/2021				800,000.00		800,000.00
Totals for 05/28/2021									800,000.00		800,000.00
4102	82	23380W523	Money Market Fund	Purchase	06/01/2021			18,750.00			-18,750.00
4102	82	23380W523	Money Market Fund	Purchase	06/01/2021			8,087.50			-8,087.50
4102	82	23380W523	Money Market Fund	Purchase	06/01/2021			17,607.95			-17,607.95
4102	82	23380W523	Money Market Fund	Purchase	06/01/2021			3,710,000.00			-3,710,000.00
4102	82	23380W523	Money Market Fund	Purchase	06/01/2021			1,084.89			-1,084.89
5285	82	702274CN9	CY PAS 3.338%	Interest	06/01/2021	12/01/2022				17,607.95	17,607.95
5286	82	702274CM1	PASADENA CALIF	Interest	06/01/2021	12/01/2021				8,087.50	8,087.50
5496	82	912828ZT0	UNITED STATES	Interest	06/01/2021	05/31/2025				6,250.00	6,250.00
5496	82	912828ZT0	UNITED STATES	Accr Int	06/01/2021	05/31/2025			1,476.65	-1,476.65	0.00
5499	82	912828ZT0	UNITED STATES	Interest	06/01/2021	05/31/2025				6,250.00	6,250.00
5499	82	912828ZT0	UNITED STATES	Accr Int	06/01/2021	05/31/2025			1,991.76	-1,991.76	0.00
5500	82	912828ZT0	UNITED STATES	Interest	06/01/2021	05/31/2025				6,250.00	6,250.00
5500	82	912828ZT0	UNITED STATES	Accr Int	06/01/2021	05/31/2025			1,991.76	-1,991.76	0.00
4102	82	23380W523	Money Market Fund	Interest	06/01/2021					1,084.89	1,084.89
Totals for 06/01/2021								3,755,530.34	5,460.17	40,070.17	-3,710,000.00
4102	82	23380W523	Money Market Fund	Purchase	06/02/2021			537,000.00			-537,000.00
Totals for 06/02/2021								537,000.00			-537,000.00
4102	82	23380W523	Money Market Fund	Redemption	06/03/2021				6,420,000.00		6,420,000.00
Totals for 06/03/2021									6,420,000.00		6,420,000.00
4102	82	23380W523	Money Market Fund	Redemption	06/04/2021				610,000.00		610,000.00
Totals for 06/04/2021									610,000.00		610,000.00

Santa Clara Valley Water Dist.
Transaction Activity Report
Sorted by Transaction Date - Transaction Date

Investment #	Fund	CUSIP	Inv Descrip	TransactionType	TransactionDate	MaturityDate	RedemptionType	New Principal	Principal Paydowns	Interest	Total Cash
4102	82	23380W523	Money Market Fund	Purchase	06/07/2021			23,109.38			-23,109.38
4102	82	23380W523	Money Market Fund	Redemption	06/07/2021				242,000.00		242,000.00
5425	82	3133EKP7	FEDERAL FARM CR	Interest	06/07/2021	06/05/2023				23,109.38	23,109.38
Totals for 06/07/2021								23,109.38	242,000.00	23,109.38	242,000.00
4102	82	23380W523	Money Market Fund	Purchase	06/08/2021			33,750.00			-33,750.00
4102	82	23380W523	Money Market Fund	Purchase	06/08/2021			62,500.00			-62,500.00
4102	82	23380W523	Money Market Fund	Redemption	06/08/2021				605,000.00		605,000.00
5374	82	3130A3VC5	FEDERAL HOME	Interest	06/08/2021	12/08/2023				33,750.00	33,750.00
5390	82	3130AAHE1	FEDERAL HOME	Interest	06/08/2021	12/08/2023				62,500.00	62,500.00
Totals for 06/08/2021								96,250.00	605,000.00	96,250.00	605,000.00
4102	82	23380W523	Money Market Fund	Purchase	06/09/2021			5,000,000.00			-5,000,000.00
4102	82	23380W523	Money Market Fund	Purchase	06/09/2021			11,000.00			-11,000.00
4102	82	23380W523	Money Market Fund	Purchase	06/09/2021			10,500.00			-10,500.00
4102	82	23380W523	Money Market Fund	Purchase	06/09/2021			135,000.00			-135,000.00
4102	82	23380W523	Money Market Fund	Purchase	06/09/2021			108,800.00			-108,800.00
5449	82	3134GVL63	FEDERAL HOME	Redemption	06/09/2021	12/09/2022	Call		5,000,000.00		5,000,000.00
4102	82	23380W523	Money Market Fund	Redemption	06/09/2021				3,800,000.00		3,800,000.00
5319	82	3130AFE78	FEDERAL HOME	Interest	06/09/2021	12/09/2022				45,000.00	45,000.00
5332	82	3130AFE78	FEDERAL HOME	Interest	06/09/2021	12/09/2022				45,000.00	45,000.00
5336	82	3130AFE78	FEDERAL HOME	Interest	06/09/2021	12/09/2022				45,000.00	45,000.00
5378	82	3133834G3	FEDERAL HOME	Interest	06/09/2021	06/09/2023				31,875.00	31,875.00
5423	82	3133834G3	FEDERAL HOME	Interest	06/09/2021	06/09/2023				31,875.00	31,875.00
5424	82	3133834G3	FEDERAL HOME	Interest	06/09/2021	06/09/2023				34,425.00	34,425.00
5427	82	3133834G3	FEDERAL HOME	Interest	06/09/2021	06/09/2023				10,625.00	10,625.00
5449	82	3134GVL63	FEDERAL HOME	Interest	06/09/2021	12/09/2022				10,500.00	10,500.00
5489	82	3133EMJS2	FEDERAL FARM CR	Interest	06/09/2021	12/09/2024				11,000.00	11,000.00
Totals for 06/09/2021								5,265,300.00	8,800,000.00	265,300.00	3,800,000.00
4102	82	23380W523	Money Market Fund	Purchase	06/10/2021			6,420,000.00			-6,420,000.00
Totals for 06/10/2021								6,420,000.00			-6,420,000.00
4102	82	23380W523	Money Market Fund	Purchase	06/11/2021			1,500,000.00			-1,500,000.00
4102	82	23380W523	Money Market Fund	Purchase	06/11/2021			11,608.50			-11,608.50
4102	82	23380W523	Money Market Fund	Purchase	06/11/2021			28,125.00			-28,125.00
4102	82	23380W523	Money Market Fund	Purchase	06/11/2021			3,000,000.00			-3,000,000.00
4102	82	23380W523	Money Market Fund	Purchase	06/11/2021			1,620,000.00			-1,620,000.00
4102	82	23380W523	Money Market Fund	Purchase	06/11/2021			11,607.92			-11,607.92
5131	82	313379RB7	FHLB 1.875% MAT	Redemption	06/11/2021	06/11/2021	Maturity		3,000,000.00		3,000,000.00
5408	82	544290JC4	LOS ALTOS CALIF	Redemption	06/11/2021	08/01/2023	Call		1,500,000.00		1,500,000.00
4102	82	23380W523	Money Market Fund	Redemption	06/11/2021				11,608.50		11,608.50
5131	82	313379RB7	FHLB 1.875% MAT	Interest	06/11/2021	06/11/2021				28,125.00	28,125.00
5408	82	544290JC4	LOS ALTOS CALIF	Interest	06/11/2021	08/01/2023				11,607.92	11,607.92

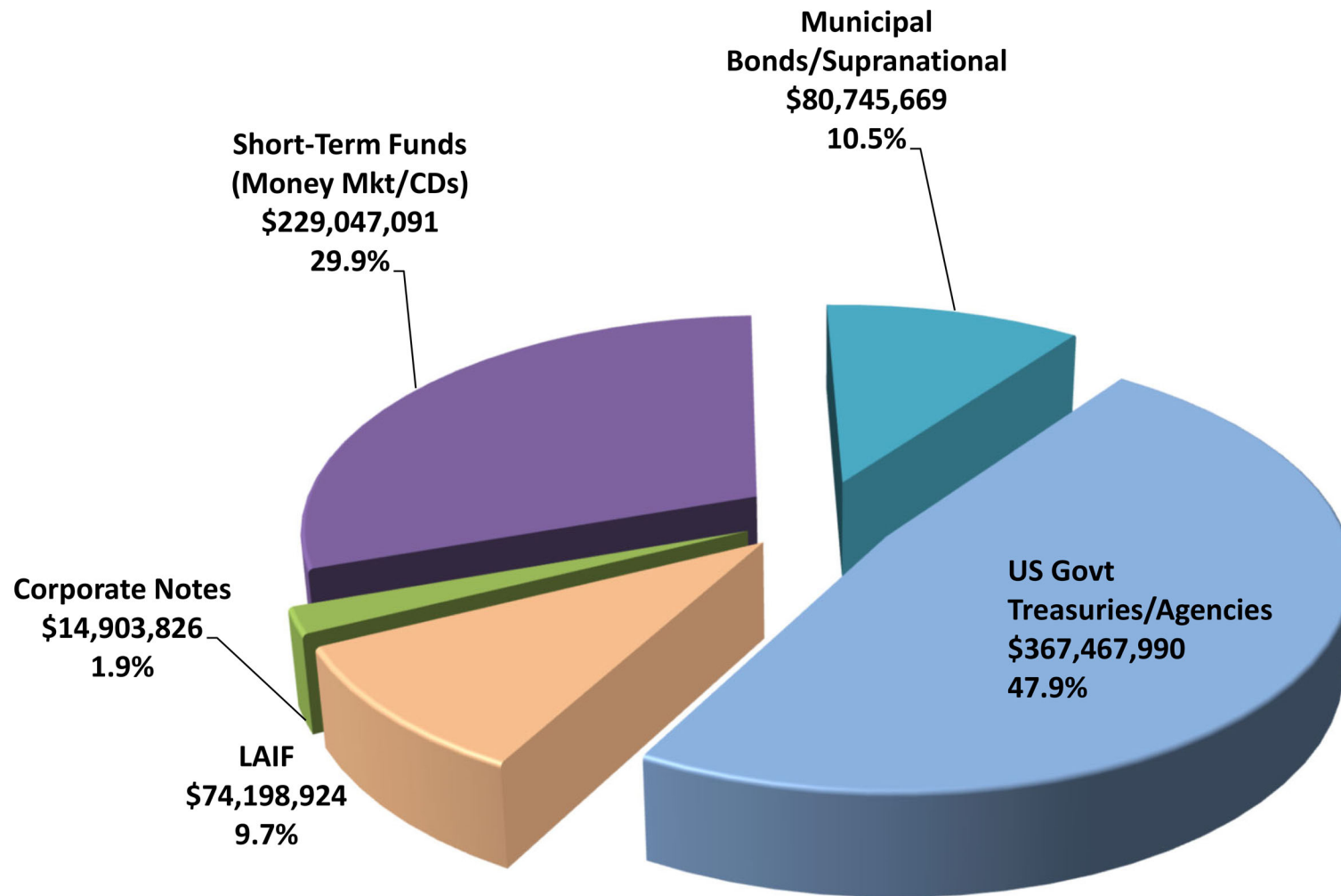
Santa Clara Valley Water Dist.
Transaction Activity Report
Sorted by Transaction Date - Transaction Date

Investment #	Fund	CUSIP	Inv Descrip	TransactionType	TransactionDate	MaturityDate	RedemptionType	New Principal	Principal Paydowns	Interest	Total Cash
Totals for 06/11/2021								6,171,341.42	4,511,608.50	39,732.92	-1,620,000.00
4102	82	23380W523	Money Market Fund	Purchase	06/14/2021			46,875.00			-46,875.00
4102	82	23380W523	Money Market Fund	Purchase	06/14/2021			68,750.00			-68,750.00
4102	82	23380W523	Money Market Fund	Redemption	06/14/2021				170,000.00		170,000.00
5377	82	3133EKQP4	FFCB 1.875% MAT	Interest	06/14/2021	12/12/2022				46,875.00	46,875.00
5466	82	3130A3GE8	FEDERAL HOME	Interest	06/14/2021	12/13/2024				68,750.00	68,750.00
Totals for 06/14/2021								115,625.00	170,000.00	115,625.00	170,000.00
4102	82	23380W523	Money Market Fund	Purchase	06/15/2021			1,258.83			-1,258.83
4102	82	23380W523	Money Market Fund	Purchase	06/15/2021			5,967.33			-5,967.33
4102	82	23380W523	Money Market Fund	Redemption	06/15/2021				1,758,000.00		1,758,000.00
4102	82	23380W523	Money Market Fund	Redemption	06/15/2021				1,008.00		1,008.00
5343	82	7976465A0	SFO CY 2.623%	Interest	06/15/2021	06/15/2022				5,967.33	5,967.33
5512	82	79773KDC5	SFO GO 0.728%	Interest	06/15/2021	06/15/2025				1,258.83	1,258.83
Totals for 06/15/2021								7,226.16	1,759,008.00	7,226.16	1,759,008.00
4102	82	23380W523	Money Market Fund	Purchase	06/16/2021			662.47			-662.47
4102	82	23380W523	Money Market Fund	Purchase	06/16/2021			9,375.00			-9,375.00
5260	82	33715LBT6	1STTCH 3.25% MAT	Interest	06/16/2021	07/18/2022				662.47	662.47
5486	82	3134GXFX7	FEDERAL HOME	Interest	06/16/2021	09/16/2024				9,375.00	9,375.00
Totals for 06/16/2021								10,037.47		10,037.47	0.00
4102	82	23380W523	Money Market Fund	Purchase	06/17/2021			37,500.00			-37,500.00
4102	82	23380W523	Money Market Fund	Redemption	06/17/2021				4,185,000.00		4,185,000.00
5488	82	3135G04Z3	FNMA 0.5% MAT	Interest	06/17/2021	06/17/2025				12,500.00	12,500.00
5494	82	3135G04Z3	FNMA 0.5% MAT	Interest	06/17/2021	06/17/2025				12,500.00	12,500.00
5494	82	3135G04Z3	FNMA 0.5% MAT	Accr Int	06/17/2021	06/17/2025			1,805.56	-1,805.56	0.00
5502	82	3135G04Z3	FNMA 0.5% MAT	Interest	06/17/2021	06/17/2025				12,500.00	12,500.00
5502	82	3135G04Z3	FNMA 0.5% MAT	Accr Int	06/17/2021	06/17/2025			3,263.89	-3,263.89	0.00
Totals for 06/17/2021								37,500.00	4,190,069.45	32,430.55	4,185,000.00
4102	82	23380W523	Money Market Fund	Purchase	06/18/2021			809,000.00			-809,000.00
Totals for 06/18/2021								809,000.00			-809,000.00
4102	82	23380W523	Money Market Fund	Purchase	06/21/2021			52,500.00			-52,500.00
4102	82	23380W523	Money Market Fund	Purchase	06/21/2021			68,250.00			-68,250.00
4102	82	23380W523	Money Market Fund	Purchase	06/21/2021			5,000,000.00			-5,000,000.00
5252	82	3133EJSA8	FEDERAL FARM CR	Redemption	06/21/2021	06/21/2021	Maturity		5,000,000.00		5,000,000.00
4102	82	23380W523	Money Market Fund	Redemption	06/21/2021				10,000,000.00		10,000,000.00
5252	82	3133EJSA8	FEDERAL FARM CR	Interest	06/21/2021	06/21/2021				68,250.00	68,250.00
5381	82	3133EDBU5	FEDERAL FARM CR	Interest	06/21/2021	12/20/2023				52,500.00	52,500.00
Totals for 06/21/2021								5,120,750.00	15,000,000.00	120,750.00	10,000,000.00
4102	82	23380W523	Money Market Fund	Purchase	06/22/2021			5,000,000.00			-5,000,000.00
4102	82	23380W523	Money Market Fund	Purchase	06/22/2021			3,000,000.00			-3,000,000.00

Santa Clara Valley Water Dist.
Transaction Activity Report
Sorted by Transaction Date - Transaction Date

Investment #	Fund	CUSIP	Inv Descrip	TransactionType	TransactionDate	MaturityDate	RedemptionType	New Principal	Principal Paydowns	Interest	Total Cash
4102	82	23380W523	Money Market Fund	Purchase	06/22/2021			13,000.00			-13,000.00
4102	82	23380W523	Money Market Fund	Purchase	06/22/2021			41,250.00			-41,250.00
5312	82	3135G0U35	FEDERAL NATL	Redemption	06/22/2021	06/22/2021	Maturity		3,000,000.00		3,000,000.00
5457	82	3136G4XE8	FEDERAL NATL	Redemption	06/22/2021	12/22/2023	Call		5,000,000.00		5,000,000.00
4102	82	23380W523	Money Market Fund	Redemption	06/22/2021				8,000,000.00		8,000,000.00
5312	82	3135G0U35	FEDERAL NATL	Interest	06/22/2021	06/22/2021				41,250.00	41,250.00
5457	82	3136G4XE8	FEDERAL NATL	Interest	06/22/2021	12/22/2023				13,000.00	13,000.00
Totals for 06/22/2021								8,054,250.00	16,000,000.00	54,250.00	8,000,000.00
4102	82	23380W523	Money Market Fund	Purchase	06/24/2021			5,000,000.00			-5,000,000.00
4102	82	23380W523	Money Market Fund	Purchase	06/24/2021			13,750.00			-13,750.00
5452	82	3134GVW95	FEDERAL HOME	Redemption	06/24/2021	06/24/2024	Call		5,000,000.00		5,000,000.00
4102	82	23380W523	Money Market Fund	Redemption	06/24/2021				5,185,000.00		5,185,000.00
5452	82	3134GVW95	FEDERAL HOME	Interest	06/24/2021	06/24/2024				13,750.00	13,750.00
Totals for 06/24/2021								5,013,750.00	10,185,000.00	13,750.00	5,185,000.00
4102	82	23380W523	Money Market Fund	Purchase	06/25/2021			7,083.33			-7,083.33
5507	82	3130ALKL7	FEDERAL HOME	Interest	06/25/2021	03/25/2026				3,541.66	3,541.66
5508	82	3130ALKL7	FEDERAL HOME	Interest	06/25/2021	03/25/2026				3,541.67	3,541.67
Totals for 06/25/2021								7,083.33		7,083.33	0.00
4102	82	23380W523	Money Market Fund	Purchase	06/28/2021			224.22			-224.22
4102	82	23380W523	Money Market Fund	Purchase	06/28/2021			26,550.00			-26,550.00
4102	82	23380W523	Money Market Fund	Purchase	06/28/2021			10,500.00			-10,500.00
4102	82	23380W523	Money Market Fund	Purchase	06/28/2021			407,000.00			-407,000.00
5387	82	3133EKS7	FFCB 1.77% MAT	Interest	06/28/2021	06/26/2023				26,550.00	26,550.00
5445	82	79772FAF3	SF FCU 1.1% MAT	Interest	06/28/2021	03/27/2025				224.22	224.22
5492	82	3134GXJB1	FEDERAL HOME	Interest	06/28/2021	03/28/2025				10,500.00	10,500.00
Totals for 06/28/2021								444,274.22		37,274.22	-407,000.00
4102	82	23380W523	Money Market Fund	Redemption	06/29/2021				1,530,000.00		1,530,000.00
Totals for 06/29/2021									1,530,000.00		1,530,000.00
4102	82	23380W523	Money Market Fund	Redemption	06/30/2021				13,470,000.00		13,470,000.00
Totals for 06/30/2021									13,470,000.00		13,470,000.00
Grand Total								167,497,943.02	217,351,494.18	2,212,456.84	52,066,008.00

SCVWD Investment Portfolio Composition



SCVWD Portfolio Book Value as of June 30, 2021: \$766,363,500

Attachment 2

